

Patchwork Post

www.friendshipquilterssd.org

Shelly Gragg: Webmaster

Gloria Mauno: Newsletter Editor

Email: FriendshipQuiltersSD@gmail.com

Speakers & Workshops at a Glance:

Karen Brow

Lecture/Meeting: September 14, 2015

Workshop: Saturday 9/19/2015

Catherine Wilson

Lecture/Meeting: October 12, 2015

Workshops: Sunday 10/18/2015

Catherine Redford

Lecture/Meeting: November 9, 2015

Workshop: Mon, Tues & Wed.

11/9-11/2015

Pam Buda

Lecture/Meeting: January 11, 2016

Workshop: Tuesday 1/12/2016

David Taylor

Lecture/Meeting: February 8, 2016

Workshop: Sun & Mon 2/7-8/2016

Norma Whaley

Lecture/Meeting: March 14, 2016

Workshop: Tuesday 3/15/2016

Mary Lou Weidman

Lecture/Meeting: May 9, 2016

Workshop: Sun. & Mon. 5/8-9/2016

President's Message

Hi Quilters,

What a busy month we have had and there is so much more to come. In a few short days Road to California begins and many of us will take to the highway to enjoy a great quilt show in Southern California. I have been busy making lists and gathering a class supplies. So excited to bring back new skills, wander the vendors mall, marvel at the gallery of quilts and see quilters from all over.

Closer to home it is time to think about the next holiday, Valentine's Day. I love Red and White with a splash of pink so this season is right up my alley. If you do not have a red and white quilt or pillow or table runner, now would be a good time to create one and we would love to see it at the February meeting Sharing.

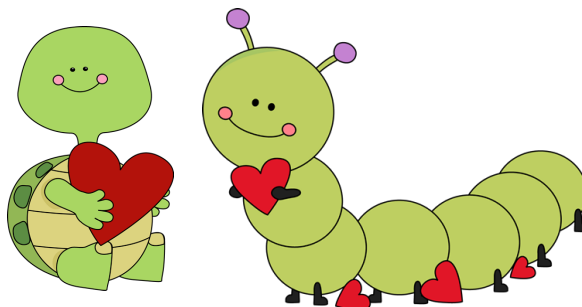
Speaking of red and white, our Opportunity Quilt, Ruby Jewels, fits right in. If you have not picked up your tickets to sell please stop by and do so at the next meeting.

The February meeting will once again be at Incarnation Lutheran Church in Poway. We did so enjoy meeting at the church in January.

In closing I would just like to invite all members to seriously consider supporting your Guild by taking a Board position for the next year. Charleen Renne is heading up the Nominating Committee and we would like you to join us in serving your Guild. This is a good opportunity to share new ideas and help promote the group.

Happy Quilting,

Suzy



New Officer's Board Member Opportunities

New Officer Search

We are looking for generous souls who will look at the officer opportunities for next year. We are losing our **President, Treasurer, Programs Chair and Assistant and Newsletter Chair** this year. AND remember that our **refreshment hostesses** are retiring as well.

Please think about volunteering to serve. There is no experience required and it is mostly fun with a wonderful group of fellow volunteers. We are all very supportive and enthusiastic. Come on and join the group.

Email me or give me a call: clewisr@san.rr.com or 858-679-0884. You could even contact one of the current officers to get more information about job duties.

Charleen Renne

Meetings

Board Meeting

Monday, February 1st, 6:30 pm at

Jennifer Shults' home.

Guild Meeting:

2nd Monday of the month

(February) 7 PM, Incarnation Lutheran Church

2015/2016 Board

President	Suzy Weinbach
Vice President	Collette McManus
Secretary	Ruth O'Neil
Treasurer	Cheryl Wilson
Programs 2015/16 & Membership	Collette McManus
	Michele Cassidy & Grace Steinway
Philanthropy	Charleen Renne & Ruth O'Neil
Newsletter	Gloria Mauno
Website	Shelly Gragg
Mailing	Amy Wazny
Media/PR/Advertising	Barb Dacy
Library	Holly Torrez & Yvonne Gagne
Retreats/Loot Locker	Jennifer Shults
Refreshments	Bonnie Dresser & Cheryl Cooper
	Kathy Brubaker
Phone Tree	Margaret Byrne
Block of Month	Kay Lettington & Sandra McCullough
Banner Master	Marilyn Garner
Special Projects	Candy Mittag & Colleen McCune
Opportunity of the Month	Ed and Leah Estrin
Sharing/Picture taking	Clara Silvey
Mini Groups	Karen McCarty
Banner	Marilyn Garner

Membership

We had seven guests at our January meeting, and five renewals. We also had 95 members in attendance.

Remember to bring your boxtops, wear your nametag, and sign-in at the membership table.

Thanks! Michele and Grace

Membership Chairs

Library News

We will not be bringing our library books to the February meeting because the church just does not have enough space to spread out the books. HOWEVER...please e-mail or call Yvonne, Marilyn or Holly if you have any requests!!

You can request all the books written by one writer - or a specific genre - or you could just request a box of books!

Please take a look at our library on line by going through the Friendship Quilters Website. You'll find all 700+ books listed for you with a thumbnail description. We will bring all of your requests to the meeting. We will also gladly accept any books that you want to return.

We will be back at the school for our March meeting where we will have the library and one of our popular book sales.

(It might even be "Shop In The Light" by then!!)

Next month we will make our first book purchase for 2016. PLEASE let us know if you have any ideas or suggestions about the books our guild should own. E-mail or call one of us with your ideas. Or - find us at the February meeting and let us know what you'd like to see.

Holly & Yvonne

Opportunity Quilt

Our Opportunity Quilt for this year is amazing. And to think that so many of us had a hand in its creation by donating a red fabric or sewing it all together. If you have not picked up your packet of tickets yet please do so at the next meeting.

We still need your help as this is our main fund raiser of the year by selling tickets and taking the quilt to other Guilds to show. If you are a member of another Guild please consider taking it and selling tickets. Our drawing is in June so we have a few months to sell more tickets.

Call Suzy Weinbach, 303-517-1587 or email, suzy.weinbach@yahoo.com to schedule a date.

May Quilt Retreat

IT'S RETREAT TIME!!!

This month starts the sign ups for the May quilt retreat. The dates are May 13-15 at the beautiful Vina De Lestonnac. The cost is:

\$ 370 for a single room

\$ 270 for double room

\$ 240 for a triple room

Join us for lots of sewing, good food, games, giggles, and much more. Come talk to me at the Retreat table at February's guild meeting. I look forward to seeing you.

Jennifer Shults

Philanthropy

What a great start to 2016. We had a great meeting in January AND we now have 9 finished quilts that were turned in at January's meeting! and 18 placemats for Meals-On-Wheels. They were so excited to get the mountain of placemats and 3 quilts that I delivered in December. They are always so happy to see me!! Thanks to all of you, of course.

We will focus on quilts for the summer camp for Project Linus now. There are about 135 kids who have suffered a traumatic family loss during the past year at the camp in June and we are on our way to a good number of quilts to donate this year.

Look for the quilt kits next month. Ruth and I will have kits for assembling quilt tops and for quilting finished quilt tops as well as placemat kits. Yea for Friendship Quilters!

Charleen and Ruth

Recipe Corner

Courtesy of Grace Steinway

Chili Cheese Pie

Ingredients

1 cup milk

1 cup Bisquick

3 eggs

4 cups shredded sharp cheddar cheese

2 cans of diced green chilies (do not drain)

Optional:

Chopped onion (to taste)

Chopped ham or sausage or crumbled bacon (to taste)

Instructions:

Mix milk, bisquick and eggs together

Mix cheese, chilies and optionals in a separate bowl

Coat a deep dish pie plate with cooking spray:

Put cheese/chili mixture in pie plate and pour egg mixture over. Bake in 350° for 40-45 minutes (depending on your oven). I inserted a toothpick just to be sure it was not liquid in center, egg crumbs are ok, because you don't want to overcook.

Opportunity Drawing

Thanks to all who participated. We raised \$104.00 and the winners were:

Carol Livziey

Leemary H

Cookie Siegel

We hope to see everyone at the next meeting. Come over and say Hi.

Ed and Leah

February Birthdays

If your birthday is in February, that means it's your turn to bring a Door Prize. Please bring a gift wrapped prize between the price range of \$10-\$20, not to exceed \$20. It can be a newly purchased item, or a specially made item. Please place your prize on the stage for the end of meeting drawing.

BIRTHDAY	FIRST_NAME	LAST_NAME
Feb 06	SUSAN	HYATT
Feb 08	ANNE	KONRAD
Feb 14	JEAN	NAGY
Feb 16	PAT HOWELL	SCHMIDT
Feb 16	CARYL	WILSON
Feb 16	JENNIFER	SHULTS
Feb 18	DEE	MC CLELLAND
Feb 24	CHRIS	EZZARD
Feb 25	CELESTE	WADA
Feb 12	MARY ALICE	STAGGS



Ragweed Quilting
Computerized Longarm Quilting Service

12111 Ragweed Street
San Diego, CA 92129

(858) 213-9169

shelly@ragweedquilting.com
www.ragweedquilting.com

Shelly Gragg
Longarm Quilter

AMIDON QUILTWORKS
It's all about Applique

Nancy Amidon


858.486.0696
Poway, California 92064
www.amidonquiltworks.com · aqw@cox.net

Longarm Quilting Services
Memory T-Shirt Quilts
Custom Quilts

Colleen's Quilted Creations

Colleen Craven
619.665.2265

cjcraven@san.rr.com
www.colleenscreations.com



Liberty Quilting

Barbara Dacy
Longarm Machine Quilting
and other related services

Ramona, California
Phone: 760-525-1661
LibertyQ4U@gmail.com

www.paradisesewing.com

 **Paradise Sewing**

12639 Poway Road Road
Poway, CA 92064
858-679-9808
Email: jinny@paradisesewing.com

PFAFF®


Paradise Sewing is
conveniently located in Poway.

We service all sewing machines makes on site
and provide for most of your sewing needs
with a can-do spirit!

We have a nice selection of quilting fabrics
for you to browse through,
and offer a variety of sewing classes.

And when your sewing space is ready
to become a studio....choose from
Koala or Horn Sewing Furniture.

Stop in and see us...we love visitors!

COMPLETE SEWING MACHINE SERVICE
\$20 OFF

Must present coupon with machine.
Expires 06/30/2016



Bindings by Marilynn

Marilynn Hersey

1374 San Vicente Rd
Ramona, CA 92065

619-851-3624
mkhersey@cox.net

Thank you to our Advertisers

Programs

DAVID TAYLOR was born in Peterborough, New Hampshire, and currently resides in Steamboat Springs, Colorado. He has been the recipient of the Fairfield Master Award for Contemporary Quilting from the International Quilt Association (2006, 2014), the Brother Wall Machine Workmanship Award from the American Quilters Society (2008), and a two-time Best of Show winner at the IQA's Spring Festival in Chicago (2007, 2008), among others. His art quilts hang in numerous private collections worldwide.

"My obsession with fabric began at an early age: salvaging scraps from my mother's sewing-area trash bin. By the time I was twelve years old, I was unstoppable on her 1967 Sears Kenmore sewing machine, creating costumes, clothing and crafty things. It wasn't until I landed a part-time job at a major fabric store and met Madeleine (Drake) Vail, that I realized there were others in the world who were as addicted to fondling fabric as I was.

In 1999, more than a decade into our friendship, Madeleine and I collaborated on a fundraiser for the "Strings in the Mountains" Music Festival. Our challenge was to create a queen-sized art quilt for the Festival's annual poster design. The quilt would also serve as a major 'silent auction' item. No pressure. We both now quilt as a way of life.

I 'semi-retired' from my career as a computer graphic artist in July 2009. Since that time, I have enjoyed teaching my appliqué and quilting techniques throughout the world. I have logged more than 300,000 actual flight miles (Twelve times the circumference of Planet Earth), journeying to 47 of our united States, five countries, three continents, and 1,000 quilt shops (well, maybe not a thousand - but close)."

We do have a few openings in his workshop. Support the guild and learn something new, or improve your skills by signing up for the workshop. David is delightful and you will truly enjoy him.

Collette



Pam Buda Workshop

Budget

Friendship Quilters of San Diego Profit & Loss Budget vs. Actual June 2015 through May 2016

	Jun '15 - May 16	Budget	\$ Over Budget
Ordinary Income/Expense			
Income			
Advertisement, Income	425.00	0.00	425.00
Library Income	103.00	0.00	103.00
Membership Dues	4,340.00	0.00	4,340.00
Miscellaneous Income	138.00	0.00	138.00
Opportunity Quilt	891.00	0.00	891.00
Opportunity, Income	380.00	0.00	380.00
President's Challenge Income	45.00		
Programs, Income	1,845.00	0.00	1,845.00
Quilt Show Event	463.75		
Retreats	-75.00	0.00	-75.00
UFO's	290.00		
Ways and Means, Auction, Income	0.00	0.00	0.00
Ways and Means, Store, Income	189.00	0.00	189.00
Total Income	9,034.75	0.00	9,034.75
Expense			
Administration	761.54	0.00	761.54
Insurance	607.25	0.00	607.25
Library Expense	73.32	0.00	73.32
Membership, Expense	0.00	0.00	0.00
Newsletter	283.52	0.00	283.52
Opportunity, Expense	800.76	0.00	800.76
Philanthropy Expenses	35.80	0.00	35.80
Programs Expense	3,671.08	0.00	3,671.08
Quilt Show Events	0.00	0.00	0.00
Refreshments, Expense	46.00	0.00	46.00
Ways and Means, Auction, Expens	0.00	0.00	0.00
Total Expense	6,279.27	0.00	6,279.27
Net Ordinary Income	2,755.48	0.00	2,755.48
Other Income/Expense			
Other Income			
Interest Income	8.56	0.00	8.56
Total Other Income	8.56	0.00	8.56
Net Other Income	8.56	0.00	8.56
Net Income	2,764.04	0.00	2,764.04

Sewing Machine Maintenance

Preventive Sewing-Machine Maintenance, by Sally Hickerson from Threads, threadsmagazine.com

Most sewing machine problems that I encounter can be traced to poor general maintenance or neglect. But with some simple tools and just a few minutes daily, weekly, or monthly- depending on how much you're sewing- you can help keep your machine running smoothly. Here are my guidelines for care that should keep you and your machine happy and out of the repair shop.

Keep it covered

Dust, lint, grit, and animal hair can find their way into your machine and cause all sorts of problems, especially for the printed circuit board of a computerized machine. So try not to place it near an open window, and always cover it when not in use. You can purchase a ready-made plastic cover from a notions or machine dealer, make one yourself, or even use an old pillow case- but keep your machine under wraps when you're not sewing.

Change your needles often

I recommend replacing the needle after every four hours of sewing time.

When you sew, the needle passes through the fabric thousands of times per minute, and each time it does two things: It makes a hole in the fabric for the thread to glide through, and it forms a loop with the thread to make the actual stitch. The bobbin hook picks up this loop by moving just .05 mm or less behind the needle- about the thickness of a piece of paper- so if the needle becomes bent or dull, you may get skipped stitches, broken or looped threads, runs and pulls in the fabric, or even damage to your machine.

When the needle is compatible with your fabric and thread, your machine sews more smoothly. An inappropriate needle will force the thread through the fabric instead of letting it glide cleanly through the needle hole and may cause broken or sheared threads. A common mistake is to use a needle that's too small for the thread. For example, a size 70/10 needle is the right choice for fine fabrics like silk, but use only a size 60 or 65 with fine, lightweight thread, like lingerie thread.

A sharp needle, like a Microtex or Jeans needle, is the better choice when sewing natural-fiber woven fabrics than the Universal needle, which has a slight ballpoint and was developed to glide between synthetic polyester fibers without breaking them. Regular ballpoint needles, however, are still the best for sewing knits, fleece fabrics, and elastic. And now there are needles specially designed for sewing with rayon or metallic threads that have Teflon-coated eyes to reduce friction and thread breakage.

Wind bobbins correctly

Be sure there are no thread tails hanging from the bobbin when it's inserted into the bobbin case. They can jam the machine and cause the upper thread to break. And note that there's no such thing as a generic bobbin. Always use a bobbin designed for your machine in order to avoid skipped stitches, loose threads, and noise, as well as permanent damage to the bobbin case.

Regular cleaning is essential

Get in the habit of cleaning your machine after each project. Follow the instructions in your manual, or ask your machine mechanic to show you how. Basically, a routine cleaning can be accomplished quickly and easily if you follow these steps:

Cleaning between disks

Fold a piece of muslin in half, and use the folded edge to clean between tension disks.

Start at the top and clean the tension disks with a folded piece of fine muslin. Con't on next page

Fat Quarters Quilt Shop



728 Civic Center Dr.
(formerly Escondido Ave.) ~ Vista, CA 92084
760-758-8308

www.fatquartersquiltshop.com

Monday thru Saturday 10 am – 5:30 pm
Closed on Sunday

Over 4000 bolts including:
Civil War and 1930's reproductions –
Moda, Marcus, Andover,
as well as numerous others!
And, now ... Amy Butler!

Check out our 25% off Daily Sales!

Stop by and be inspired -
Meet your friends at Fat Quarters Quilt Shop!

Machine Maintenance Con't.

Be sure the presser foot is up, so the tension springs are loose and the muslin can move easily between the disks, dislodging any lint or fuzz. Use a can of compressed air, blowing from back to front, to remove loose particles from around the tension disks and to clean other areas inside the machine. Don't blow into your machine yourself because breath contains moisture and will eventually cause corrosion.

Get into the habit of removing the machine's needle and throwing it away after completing a project. Then take out the throat plate, bobbin, bobbin case, and hook race if this applies to your machine (new computerized machines do not have removable hooks). Clean under the feed dogs and around the bobbin area with a small brush, and use the compressed air to blow out any lint from inside of the bobbin case. If the hook mechanism is removable, wipe it clean with a dot of oil on a piece of muslin, and give it an additional small drop of oil before returning it to the machine. Use a light oil recommended for sewing machines; do not use three-in-one oil. Check with your manual regarding any other areas on your machine that may require oiling, and use only a small drop for each spot. It is always better to oil too little more often than too much at one time, and avoid oiling any plastic parts.

You can easily do this routine by yourself, but I also recommend a check-up by your dealer or an authorized mechanic every two years. Your machine will give you years of service if you take the time to care for it properly.

COZY Creative CENTER

756 Jamacha Road, El Cajon, CA

Just 1.5 miles
south of
Interstate 8.
Take 2nd St
exit in
El Cajon.



619-670-0652 CozyCreative.com

BERNINA
made to create

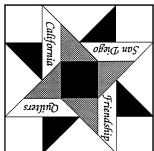
Handi Quilter
Designed by a Quilter, for Quilters.

Koala studios
Fine Sewing Machines Come With A Promise

Open 7
days
a week



Friendship Quilters of San Diego
P.O. Box 1174
Poway, CA 92074-1174



Next General Meeting

February 8, 2015

- ☐ Name Tag
- ☐ Your Mug
- ☐ Library Books
- ☐ Items for Sharing
- ☐ Potluck Dish
- ☐ Door Prizes if it's your Birthday Month

Doors Open for Setup 6:00pm

Tables Ready 6:30pm

Meeting Begins 7:00pm

Please help put chairs away after the meeting

Friendship Quilters of San Diego meet at

Incarnation Lutheran Church

16889 Espola Rd.

Poway, CA 92064

