

Patchwork Post

www.friendshipquilterssd.org

Dawnell Muecke & Shelly Gragg: Webmasters

Gloria Mauno: Newsletter Editor

Speakers & Workshops at a Glance:

Patricia Beaver

Lecture/Meeting: September 9, 2013

Workshop: Sunday 9/15/2013

Terry Waldron

Lecture/Meeting: October 14, 2013

Workshop: Tuesday 10/15/2013

Kim Diehl

Lecture/Meeting: November 11, 2013

Workshop: Tuesday 11/12/2013

Philanthropy Night

Meeting: January 13, 2014

Susan Axelrod

Lecture/Meeting: February 10, 2014

Workshop: Sunday 2/9/2014

Anelie Belden

Lecture/Meeting: March 10, 2014

Workshop: Sunday 3/9/2014

Beth Ferrier

Lecture/Meeting: April 14, 2014

Workshop: Tuesday 4/15/2014

Cathy Van Bruggen

Lecture/Meeting: May 12, 2014

Workshop: Tuesday 5/13/2014

President's Message

I'm off and traveling to Indianapolis for Christmas and hoping for a white Christmas, making snowmen and maybe a sleigh ride or two. We planned to have all three of my daughters and two grandkids with us for Christmas, but new jobs and finances always seem to get in the way. Some of us will be together and of course there is always Skype. Thank heavens for technology.

I'm finished sewing the new stockings, quilts and some gifts. Baked cookies with my granddaughter Emma, and had an early Christmas celebration with her and my middle daughter. What a magical time it is looking through the eyes of a 2year old. I want to hold that feeling in my heart all year long.

My New Year's resolution is to continue to finish more UFO's, make a quilt for philanthropy, and take more workshops. Hope you can join me.

I'm off to make my list and check it twice. I wish you all a Merry Christmas and a wonderful, happy New Year! See you in January 2014.

Keep quilting and have fun.

Your friend and president,

Becky

Happy New Year

Meetings

Board Meeting

Monday, Jan. 6, 6:30pm at

Clara Silvey's home.

Everyone is WELCOME!

Guild Meeting:

2nd Monday of the month

(Sept—June) 7 PM,

Garden Road Elementary
School



January 3rd 2014 is our 10th Birthday!

Come and join the celebration at the Crazy 9 Patch!

Friday January 3rd, 10am to 10pm.

Watch for our newsletter for details!

2013/2014 Board

President	Becky Moore
Secretary	Mary Casner
Treasurer	Cheryl Wilson
Programs Chair 2013-2014	Debra Broyles
Programs Chair 2014-2015	Elaine Swatniki
Programs Co-Chair	Ann Albertson
Membership/Directory	Susan Axelrod
July 4th Quilt Show	Suzy Weinbach
Philanthropy	Charlene Renne
Philanthropy Co-Chair	Ruth O'Neil
Newsletter Editor	Gloria Mauno
Webmasters	Dawnell Muecke
	Shelly Gragg
Mailing	Amy Wazny
New Member Hostess	Pat Brown
Advertising/PR/Media	Roberta Russell
Librarians	Holly Torrez
	Yvonne Gagne
Retreat Coordinator	Lou Pennock
	Jennifer Shults
Refreshments	Teri Wetter
Opportunity of the Month	Francine Nadey
	Carol Giesing
Telephone Tree	Margaret Byrne
Mini Groups	Karen McCarty
UFO Challenge	Suzy Weinbach
Sharing/Photographer	Clara Silvey
Door Prizes	Karen Dean
	Mary Olson
Banner/Custodian	Debra Broyles

Membership

We had 57 people sign in at the meeting last month. Our membership is up to 177 and we had 2 guests attend the potluck. In January membership dues will be dropped to \$25 for a partial year.

If you are not receiving guild e-mails, or if your e-mail address has changed, please let me know.

See you at the meeting – remember to wear your nametag.

Susan Axelrod, Membership Chair

Ellie Cormier, Membership Co-Chair

Library News

Thanks to everyone who helped make our \$2.00 "Shop In The Light" book sale such a success!

We now have an additional \$98.00 to spend on brand new books.

We are looking for suggestions from all of you!

Please e-mail Yvonne or Holly with any ideas you have for which new books would be good additions to our guild library.

Speaking of the library - have you had a chance to look at the new on-line version? It is fabulous!!

Our only brand new book this month is:

EXTRAORDINARY LOG CABIN QUILTS by Judy Martin.

If you are interested in reserving this book - or any other - just e-mail, call or go on line to submit your request.

See you at the Library Table!!

Holly Torrez

Yvonne Gagne



Retreat

Sign ups begin at the January meeting for the April 25-27th retreat. Please bring your deposit and get signed up. It promises to be a fun filled weekend. The cost is \$250.00 for a double room, \$350.00 for a private room, \$200.00 for a triple room and \$115.00 for day trippers. See you at the meeting.

Lou Pennock, Retreat Coordinator

Programs - Up Next 2013/2014

January 13, 2014 will be a Philanthropy activity. Charlene Renne will have more information on this at the meeting as well as in the newsletter. Be prepared to roll-up your sleeves to assist in sewing, cutting, ironing, folding, whatever needs to be done to get projects completed. We will also have two speakers present from the facilities we support.

February 10, 2014's speaker is our own Susan Axelrod. Susan will have a Trunk Show of all the beautiful quilts she has made. Susan is having our workshop on February 9, 2014 the DAY BEFORE the meeting. Please go to Friendship's website (<http://friendshipquilterssd.org/>) to see the beautiful Hummingbird and Flower applique wall quilt we will be making. This is a "Susan original" and it is absolutely gorgeous. The Supply List can be found under Workshops.

March 10, 2014's speaker is Anelie Belden. Anelie's website is www.Anelie.com and she is going to be teaching us how to do **Trapunto by Machine on March 9, 2014 THE DAY BEFORE THE MEETING**. There is still room in the workshop and we would love your participation. Please be sure to visit Friendship's website (<http://friendshipquilterssd.org/>) to obtain the Supply List – you have the option of purchasing a kit for \$15.00 or Anelie has provided paper templates of circles or hearts so those who do not want to buy a kit can premark their tops. This will make more class time to focus on learning Trapunto. Students have a choice of 3 different designs. Be sure to stop by the Programs Table to sign up and obtain your paper template so you can get your piece ready. You won't want to miss this workshop. It is going to be awesome.

April 15, 2014's speaker is Beth Ferrier. Beth's website is <http://www.applewd.com/>. Beth will be teaching us a lovely little taste of appliqué. We will be making a wall hanging called "Simply Roses" and this wall hanging (finishing 8 ½ x 20 ½) makes a fine introduction to Beth's Hand Appliqué by Machine technique. We'll explore color and value, making our templates, glue basting and sewing our motifs, making perfect circles and tiny stems. Be sure to stop by the Program Table to sign up for this workshop. If you didn't get a chance to take Kim Diehl's you certainly won't want to miss this one. There is plenty of space available – so we need you to sign up now. Be sure to visit Friendship's website (<http://friendshipquilterssd.org/>) for the Supply List. Skill level: Fun for all!

Our last Program of the year will be Cathy Van Gruggen and she will conduct a workshop on **May 13, 2014** entitled Garden Walk. Cathy will provide each student with a Turtle and Strawberry block kit (\$20.00 fee). The kit is currently part of Cathy's Block-of-the-Month entitled "Garden Walk". There are 5 blocks in the quilt and the students can decide if they would like to make arrangements with Cathy to make the entire quilt or just the one block in class. We need your participation as we only have a few signed up so far. Please take a look at Cathy's website www.cathyvanbruggendesigns.com/ you can view the entire quilt on Cathy's website.

Please remember to checkout our website on a monthly basis. (<http://friendshipquilterssd.org/>). The website contains up-to-date information available for your viewing. We even have pictures of our workshop fun!!!

Debra, Elaine, Ann
Programs Committee

Opportunity Quilt – 2013/2014

Have you visited the Opportunity Table to obtain your tickets yet?

Everything is ready so get your tickets soon. The name of the quilt is "Oldie but a Goodie". Cookie has so graciously volunteered to be our "record keeper". Cookie has done this a few times in the past and is experienced in keeping the "books".

Now we need YOU!!! Please stop by the Opportunity Quilt table and pick up your tickets. We only ask that you take and sell \$20 in tickets – you can do that – sure you can!!! Just think if we all – 170 members of us – take and sell \$20 in tickets we will have ticket sales in the amount of \$3400. That is just money earned by you taking \$20 in tickets and doesn't include the money we can earn taking the quilt to various guilds, art shows, quilt shows, all over. We can continue with our excellent speakers, workshops, retreats, etc. Don't forget we also provide quilts, wheelchair backpacks and place mats to our various charities and opportunity quilt money supports them as well with the purchase of fabric and batting. It's your guild and each one of you is an important part of it. It's **YOU** who keeps the guild growing strong.

In the January 2014 newsletter we will have a list of local guilds to see who they are, when they meet, etc. It would be really appreciated if you would take a look at the list to see if one of the meetings could fit into your schedule – location and time-wise. Taking the quilt to one of their meetings and selling tickets would be awesome. Once you have had an opportunity to review the list and decide which meeting you would like to attend you can call me or Cookie and we'll get you taken care of. Also, if anyone is aware of any quilt shows, art shows and/or craft fairs and they would like to take a buddy and sit with the quilt for a few hours that would be greatly appreciated as well.

Any and all ideas are welcome. Take care – see you on the 13th. Debra, Cookie, Opportunity Quilt Committee

Recipe Corner - Francine Nadey

Easy

Enchilada Casserole

For average size slow cooker:

Ingredients:

Chili powder to taste, (I just shake some on the meat as it is cooking.)

One large 28 oz. can of “La Victoria” mild enchilada sauce

One medium 15 oz. can of tomato sauce (I used Hunt’s “no salt”)

2 large or 3 medium onions, chopped, usually use yellow onions, but any will do.

One pound cheddar cheese sharp and one pound of Monterey Jack cheese.

When I don’t have time to shred I buy the bag of “Mexican Style” shredded mixed cheeses at Costco (you get 2 bags, only need one). I prefer the taste of the non-shredded cheeses but when in a hurry the pre-shredded will work.

Two dozen corn tortillas, I usually buy the 3 dozen pack because I like them for other things.

1 to 1 ½ pounds lean ground beef.

Secret to the great taste – 4 cans of chopped black olives, drained.

Cook the ground beef and crumble it best you can as it cooks, you can season the beef if you want, and I just shake some chili powder onto the cooking meat and taste it after fully cooked. Add more if you like. I also like to add about a cup of fresh chopped onion to the beef as it cooks and sometimes sprinkle a little garlic powder on the beef as it cooks.

Pour the enchilada sauce and tomato sauce into a large bowl. I rinse the cans with filtered water and place the water in the bowl with the sauces, up to a cup of water is OK. I take about 24 tortillas and place them into the bowl of sauce. Place each ingredient in separate bowls next to each other to make it handy to layer the ingredients. Spoon sauce into the bottom of the slow cooker to cover the bottom. Line the bottom of the cooker with corn tortillas. I usually use two whole tortillas and 2-3 tortillas torn in half. Then you will layer the ingredients, the order doesn’t matter; I like to end with the cheese and some sauce on top. Place chopped onions onto tortillas in the cooker, then a layer of ground beef, the chopped black olives then the cheeses. I use a large serving spoon to place some enchilada sauce from the sauce bowl on each completed layer. Then I repeat the process, layer of corn tortillas, chopped onion, ground beef, chopped black olives, cheeses, and some sauce. Usually I have four layers maybe five. Depends on the size and depth of your slow cooker, I fill to about 3/4. Make sure you use about the same amount on each layer so you don’t run out of an ingredient for the last layer.



Budget Balance Sheet a/o November 31, 2013

Nov. 31, 13

ASSETS	
Current Assets	
Checking/Savings	
Checking Friendship QOSD	12,968.01
Friendship Quilters of San Diego	20,887.68
Total Checking/Savings	33,855.69
Other Current Assets	
Prepaid Expense	950.00
Total Other Current Assets	950.00
Total Current Assets	34,805.69
TOTAL ASSETS	34,805.69
LIABILITIES & EQUITY	
Equity	
Opening Bal Equity	27,118.76
Retained Earnings	2,598.37
Net Income	5,088.56
Total Equity	34,805.69
TOTAL LIABILITIES & EQUITY	34,805.69

For the December meeting I assembled the enchiladas in a slow cooker and put it on low around noon with the timer set for 5 hours, because I had to leave the house. Arrived home about 5PM and the enchiladas smelled wonderful and were very hot. I left it on low until 5:45PM. When I arrived at the potluck I plugged it in and turned it on warm until we ate. You don’t need to cook it that long though; if I were home I would have started it on high then turned it to low or warm after 1 1/2 hours until dinner time. I have even placed the slow cooker in my oven at 350 degrees F for only a half hour, then served it. In the rare event of leftovers, I reheat in a casserole dish in the toaster oven or place some water in a pan then the left-overs and heat until hot.

Philanthropy

The big news for January is our special **Philanthropy Night**. Instead of the usual speaker, we will have hands-on experiences in creating some of the items we donate to different causes. Our speakers that evening will be Charlotte Fan from **Meals on Wheels** and Ursula Sorenson from **Project Linus**. They will tell us what their groups do and how our donations help elderly people and others in need.

After the speakers, we will break into groups at stations set up for you to “volunteer” your services. There will be a **TAPE BATTING** table with ironing boards and irons. We have quite a bit of batting that is in small pieces and we’d like to use iron-on Pelon to join the small pieces for use on the quilts we make. There will also be **PLACEMAT KIT CUTTING** tables, **CUTTING SQUARES** tables, and **HAND TIED QUILT** tables. You can choose where you want to work and trade around as the evening goes on. We will most likely work for about an hour on these projects, which will help a lot in making kits for you to use as the year goes on. Please bring cutting mats, rotary cutters, and rulers. If you know you want to iron tape to the batting, you may want to bring an iron or ironing board, although several Board members will be bringing theirs.

We are very excited about our January program and hope to see all of you then. Your work will definitely help Ruth and me in putting kits together and organizing our materials. Hope to see you in the new year.

Charleen Renne

Ruth O’Neil

January Birthdays

BIRTHDAY	FIRST NAME	LAST NAME
Jan 01	REBECCA	LIGHTHILL
Jan 02	KAREN	DEAN
Jan 03	SHARON	LAUPER
Jan 04	CAROL	YUISKA
Jan 05	ANN	ALBERTSON
Jan 07	LORRAINE	MARSTALL
Jan 08	ROBERTA	RUSSELL
Jan 10	WENDY	MATHSON
Jan 11	PATRICIA	WOLFE
Jan 12	MARION	CLUTE
Jan 13	FRANCES	SYMONS
Jan 13	PAULINE	ROMANOWSKI
Jan 15	DOT	KOERNER
Jan 15	YVONNE	REGALA
Jan 15	DARLENE	LUM
Jan 15	ELLIE	CORMIER
Jan 18	BARBARA	DACY
Jan 23	LEAH	ESTRIN
Jan 26	KATHI	DOLESHAL
Jan 28	GRACE	STEINWAY
Jan 31	NORMA	HAFLEY



Upcoming Events

ROAD TO CALIFORNIA — Quilters' Conference & Showcase

January 23rd—26th, 2014

Ontario Convention Center, Ontario, CA

www.road2ca.com

QUILTING IN THE DESERT

January 27-31, 2014

Scottsdale Cottonwoods Resort, Scottsdale, AZ

www.quiltcamp.com

Ginny Goodbar, Director 480 874-3411

Join us for 5, 3, or 2 day quilting classes taught by award winning instructors. Classes are designed for quilters to be able to work in depth on new ideas and techniques.




POWAY SEWING

BERNINA⁺

Lisa M. Daniels

(858) 486-3303

12813 Poway Road • Poway, CA 92064
9-6 Monday - Thursday • 9-5 Friday & Saturday



Liberty Quilting

Barbara Dacy

Longarm Machine Quilting
and other related services

Ramona, California

Phone: 760-525-1661
LibertyQ4U@gmail.com

The Quilted Rose Quilting Services Has Moved To



Our new Phone is (619) 804-6062

or contact us by E-Mail at thequilted@aol.com

Carrie Matheny

Award Winning Quilter

Batting and backings, binding your quilt

*All quilters receive a free consultation
on the best quilting pattern and thread color for your quilt.*

Evening and Weekend Appointments





Bits & Pieces, Inc.
Poway Business Park
12625 Danielson Ct. Ste. 111-112
Poway, Ca. 92064
858 679-5880
bitsandpieces@pacbell.net
www.sewsandiego.com

Sewing machines Quilting supplies Fabric

Sales **BERNINA⁺** Service

Hrs: Mon - Fri 10 - 5, Sat 10-4, Sun by chance

Cozy Quilt Shop & SewCozy Sewing Center

2940 Jamacha Road Suite H
El Cajon, CA 92019

619-670-0652 cozyquilt.com

Open 7 days
a week



BERNINA⁺

Fat Quarters Quilt Shop



728 Civic Center Dr.
(formerly Escondido Ave.) ~ Vista, CA 92084
760-758-8308

www.fatquartersquiltshop.com

Monday thru Saturday 10 am – 5:30 pm
Closed on Sunday

Over 4000 bolts including:
Civil War and 1930's reproductions –
Moda, Marcus, Andover,
as well as numerous others!
And, now ... Amy Butler!

Check out our 25% off Daily Sales!

Stop by and be inspired -
Meet your friends at Fat Quarters Quilt Shop!



We are your full service stop for all your sewing needs!
We offer:

- In-house service (tech on-site)
- Instruction / Classes
- Books, Fabric, Notions

Come see us at Our **NEW** Location!

OVER **4000** square feet!

12639 POWAY ROAD

Poway, CA 92064

(858)679-9808

www.paradisesewing.com

M-F 10-5, Sat. 10-3

FREE \$5!

Come on in, check out our new home,
save \$5 off your purchase!

Mention promo code: **FQSD2014** Expires **10/31/2014**

Ragweed Quilting
Computerized Longarm Quilting Service

12111 Ragweed Street
San Diego, CA 92129

(858) 213-9169

shelly@ragweedquilting.com

www.ragweedquilting.com

Shelly Gragg
Longarm Quilter

AMIDON QUILTWORKS

It's all about Applique

Nancy Amidon

858.486.0696

Poway, California 92064

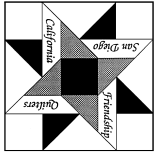
www.amidonquiltworks.com · aqw@cox.net

The
Crazy
9 Patch

Bring this ad for 20% off
your whole yardage
purchase during the week
of the meeting thru the
Saturday following.

9:30-5pm Mon.-Fri.
10-5pm Saturday

2260 Main Street
Ramona, CA. 92065
760-789-4050
crazy9patch.com



Next General Meeting - POTLUCK!

January 13, 2014

☐ Name Tag

☐ Your Mug

☐ Library Books

☐ Loot Locker Items

☐ Items for Sharing

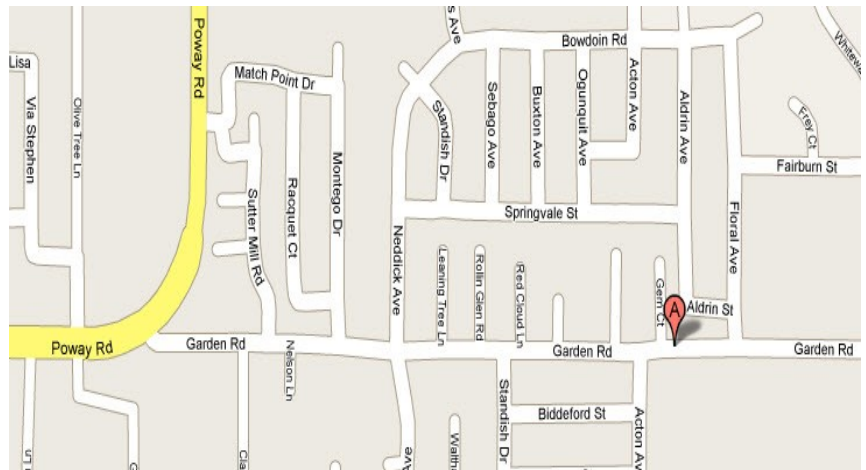
Doors Open for Setup 6:00pm

Tables Ready 6:30pm

Meeting Begins 7:00pm

Please help put chairs away after the meeting

Friendship Quilters of San Diego meet at
Garden Road Elementary School
14614 Garden Road
Poway, CA 92064-5299



Friendship Quilters of San Diego
P.O. Box 1174
Poway, CA 92074-1174