

# Patchwork Post

[www.friendshipquilterssd.org](http://www.friendshipquilterssd.org)

Shelly Gragg: Webmaster

Gloria Mauno: Newsletter Editor

Email: FriendshipQuiltersSD@gmail.com

## Speakers & Workshops at a Glance:

### Jenny K. Lyon

Lecture/Meeting: September 12, 2016

Workshop: Sunday 9/11/2016

### Louisa Smith

Lecture/Meeting: October 10, 2016

Workshops: Sat. & Sun. 10/8-9/2016

### Wendy Mathson

Lecture/Meeting: November 14, 2016

Workshop: Sat. & Tues. 11/12 & 15/2016

### Kim Fauth

Lecture/Meeting: January 9, 2017

Workshop: Sunday 1/8/2017

### Patt Blair

Lecture/Meeting: March 13, 2017

Workshop: Sun. & Mon. 3/12-13/2017

### Christine Barnes

Lecture/Meeting: April 10, 2017

Workshop: Sun. & Mon. 4/9-10/2017

### Anelie Belden

Lecture/Meeting: May 8, 2017

Workshop: Sunday 5/7/2017

## Meetings

### Board Meeting

Monday, Nov 7, 6:30 pm at

Suzy Weinbach's home.

### Guild Meeting:

2nd Monday of the month

(Sept—June) 7 PM, Garden Road Elementary School

## President's Message


Fall is here bringing changes in the weather and lots of fun activities. Halloween will soon be here with Thanksgiving following. There will be decorating, cooking and family time commemorating the harvest, spooky visits, and our American heritage. I always enjoy looking back on past celebrations, events, or trips and the people I've shared them with.

In that light, I am announcing our **President's Challenge** for this year. Our theme will be "I Remember When...". Think of a special time, event, or place that brings you pleasant thoughts and good memories, something that just makes you smile. Put those thoughts and memories into quilt form and share them with Friendship quilters. It could be an appliqué design, a photo collage, one of your Special Project challenge designs, or any design you wish. It may have cut outs in it, be an odd shape, or have a 3 D effect. Maybe yours is a special birthday—an appliquéd cake with a candle on it could be your design.

The "I Remember..." Quilt should be any size that is no larger than 18" x 20" or 20" x 18", portrait or landscape. Please put a label on the back. And entries are due at the April meeting so we can put them up for both the May and June meetings. We will accept them in May or June as well. Sign up for a \$2.00 charge with me. Sign ups can be made anytime, even if you happen to see me in the grocery store. The fee money will be used to buy ribbons and such.

It took me a long time to come up with this idea. In fact I was thinking of my husband's marriage proposal and thought I could make a little quilt of it and...Voila! I hope all of you would like to celebrate a special time or experience with a little quilt, too.

Charleen



## Did You Know?

You may know Gloria Mauno, our newsletter editor, but you probably don't know that her grandparents settled on Catalina Island in the 1900s and that SHE grew up there! Life on Catalina could be a little boring in the winter, so she learned to sew and made clothes for herself and later for her daughters. She loved having her own motorcycle (That's pretty interesting!), spending her summers in the water, and having lots close friends.

Gloria worked for the telephone company, retiring in 2010. That's when she discovered quilting. Though she works part time for the City of Poway, she has an online custom baby bedding shop, too.

Gloria has many other interests, including tole painting, machine embroidery, crochet, and playing the piano. But most of all she enjoys life! Thanks, Gloria, for being a Friendship Quilter.

## 2015/2016 Board

President	Charleen Renne
Vice President	Carol Kaplan
Secretary	Colleen McCune
Treasurer	Dianne Decker-Hauser
Programs 2016/2017	Carol Kaplan
Programs 2017/2018	Mary Tabar
Membership	Michele Cassidy & Grace Steinway
Philanthropy	Ruth O'Neil & Karla Seyb-Stockton
Newsletter	Gloria Mauno
Website	Shelly Gragg
Mailing	Amy Wazny
Media/PR/Advertising	Barb Dacy
Library	Holly Torrez & Yvonne Gagne
Retreats/Loot Locker	Jennifer Shults
Refreshments	Ann Morgart
Phone Tree	Margaret Byrne
Banner Master	Marilyn Garner
Special Projects	Candy Mittag
Opportunity of the Month	Sue Busch
Sharing/Photographer	Gloria Mauno

### Door Prizes

**Everyone!**

**Bring a gift on your birthday month**



## Membership

We now have members 101 members. At our September meeting we had 61 members attend, and three guests.

Reminder: if you have a guest, you get one free guest a year (checked off on your card), or they pay \$5.00.

Thanks! Michele and Grace

Membership Chairs

## Library News

Great News from your Librarians about the October Meeting:

\* We sold \$65.00 worth of donated books - and we are eager to hear your suggestions for new books to be added to our library. Call or e-mail us with any ideas you have. Thanks to everyone who supports the library with donations and purchases!!!

\* We checked out 53 Library Books. You may reserve and check out as many as you want. We'll even provide a bag or help you to your car - if you check out more than 10!

\* Our wonderful speaker, Louisa Smith, donated her newest book **DOUBLE VISION QUILTS** to the library. If you missed her presentation or want to follow her instructions, just reserve her terrific colorful book.

We have also added some other great books to our library:

**A MERRY CHRISTMAS** (Kim Schaefer)

**BE MERRY**

**CULTURAL FUSION**

**GRACEFUL RHAPSODY**

**JUST TREATS, NO TRICKS**

**MODERN HOLIDAY**

**SMASH YOUR PRECUT STASH**

**THE GARDEN QUILT**

Please let us know if you would like to reserve any of these books.

You can reserve a whole group of books on a specific topic of interest to you...no need to look up titles and we will bring all books relating to your topic.

You can see the complete list of all of our 700+ books by going to our website and clicking on Library. If you have any trouble just call or speak to one of us at the meeting.

See you at the Library Table!!

Yvonne Gagne

Marilyn Kirschen

Holly Torrez



**Happy Thanksgiving**

## Philanthropy

Hello, you amazing people! I was absolutely overwhelmed at our last meeting by your generosity and dedication. Not only did we have all of our prepped kits taken for our Christmas placemats for Meals on Wheels and for Operation Kid Comfort, we had dozens of kits turned in that you had taken previously. A huge "shout out" goes to **Sue Bush** who turned in 30, yes, that's THIRTY, placemats that her friends had made!! Many of these placemats and quilt tops which were turned in were made from the quilter's own stash, as well. I can not thank you all enough!!

Now let's keep the spirit going!! Our next "cutting party" is planned for Oct. 22 at 1:00 p.m. at our storage facility, Scripps Poway Self Storage on Stowe Drive. We will be cutting placemat kits at this time. Since our stash in the storage unit consists of about 20 bins (!!!) we will be doing it on site rather than carting all of that to someone's home. If you plan to come, would you call please at (760) 207-2090 so that I can give you the code to the security gate and directions to our unit. I do not want to publicize it here.

In order to cut more kits for Operation Kid Comfort, we will be having another "cutting party" on Monday, Nov. 7, at 9:30 a.m. I will pick up the photos and batting on the 4th, and I am trying to schedule the cutting of these kits to provide the shortest possible turn-around time to get them out at the Nov. 14th meeting and back at the December meeting; hence the later "cutting party." Again, I request that you call me for the gate code.

Also, did you see the video posted on Facebook by Referrals for Ministry when they presented our quilt to 11-year-old Victoria? [https://www.facebook.com/ReferralsforMinistry/?hc\\_ref=NEWSFEED](https://www.facebook.com/ReferralsforMinistry/?hc_ref=NEWSFEED) You may have to scroll down just a tiny bit to the video that says, "Picking up Victoria." It's why we have a Philanthropy program here at Friendship Guild!

Thank you again!

Ruth O'Neil & Karla Seyb-Stockton

## Treasury Report

### Friendship Quilters of San Diego Balance Sheet As of September 30, 2016

	Sep 30, 16
<b>ASSETS</b>	
Current Assets	
Checking/Savings	
Checking Friendship QOSD	12,490.39
Friendship Quilters of San Diego	20,971.15
Total Checking/Savings	33,461.54
Accounts Receivable	
Accounts Receivable	-435.00
Total Accounts Receivable	-435.00
Other Current Assets	
Prepaid Expense	1,366.00
Total Other Current Assets	1,366.00
Total Current Assets	34,392.54
<b>TOTAL ASSETS</b>	<b>34,392.54</b>
<b>LIABILITIES &amp; EQUITY</b>	
Equity	
Opening Bal Equity	27,118.76
Retained Earnings	1,409.67
Net Income	5,864.11
Total Equity	34,392.54
<b>TOTAL LIABILITIES &amp; EQUITY</b>	<b>34,392.54</b>





Designed by  
Jean Anne Sharrai  
and Gayle Noyes

Skill Level  
Beginner

Finished  
Table Runner Size  
14½" x 48¾"

## Web Bonus: Halloween Table Runner Monster Munchies

### Planning

This cute and friendly Halloween table runner features the Scribble Monsters II collection by Leere Aldrich for Clothworks. This design is a great way to showcase any group of holiday fabrics and it's so quick, you can stitch it today for your party tonight!

### Fabric Requirements

Pumpkin print (center)	1 fat quarter*
Green eyes print, black bat print, orange stripe, green bat print, black/gray check, and orange bat print (strips)	¼ yd. each
Gray eyes print (squares)	⅛ yd.
Black/orange stripe (binding)	½ yd.
Backing	1⅝ yds.
Batting size	22" x 56"

\*A fat quarter is an 18" x 20-22" cut of fabric.

### Cutting Instructions

(cut in order listed)

Pumpkin print

1 square 10⅜" x 10⅜"

Green eyes print

2 strips 2½" x 10⅜"

2 strips 2½" x 12⅜"

Gray eyes print

12 squares 2½" x 2½"

Black bat print, orange stripe, green bat print, black/gray check, and orange bat print—cut from each:

4 strips 2½" x 12⅜"

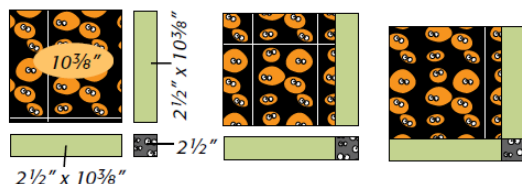
Black/orange stripe

4 strips 2½" x width of fabric (binding)



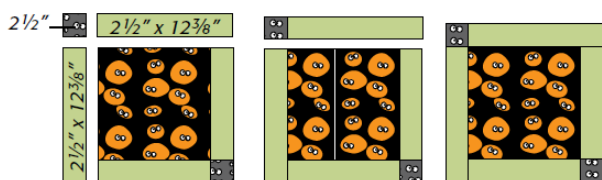
## Piecing the Table Runner Top

- 1** Referring to **Diagram I**, stitch together pumpkin print  $10\frac{3}{8}$ " square, 2 green eyes print  $10\frac{3}{8}$ " strips, and 1 gray eyes print  $2\frac{1}{2}$ " square.



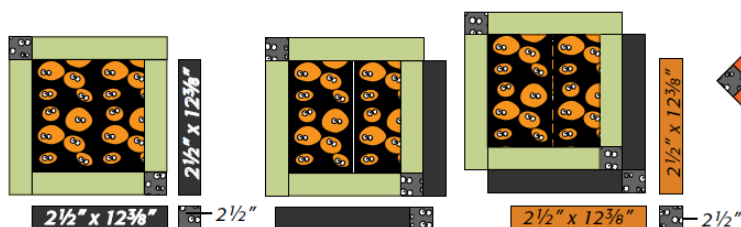
**Diagram I**

Add 2 green eyes  $12\frac{3}{8}$ " strips and 1 gray eyes  $2\frac{1}{2}$ " square (**Diagram II**) to make pieced square.



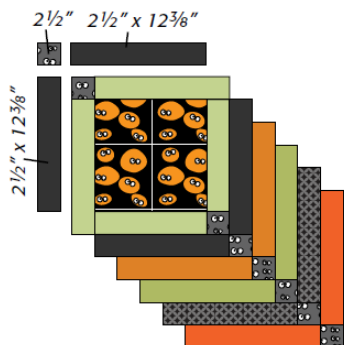
**Diagram II**

- 2** Referring to **Diagram III**, sew 2 black bat print  $12\frac{3}{8}$ " strips and 1 gray square to pieced square. In same manner, add 2 orange stripe  $12\frac{3}{8}$ " strips and 1 gray square.



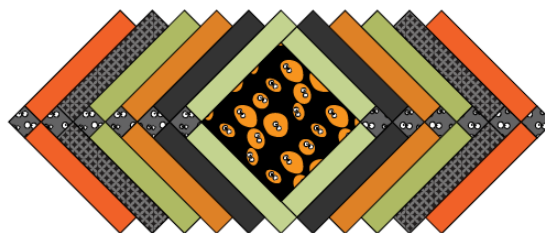
**Diagram III**

Continue adding strips and squares in fabrics shown to complete one end of table runner (**Diagram IV**).



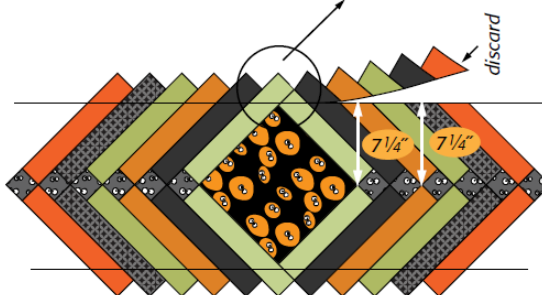
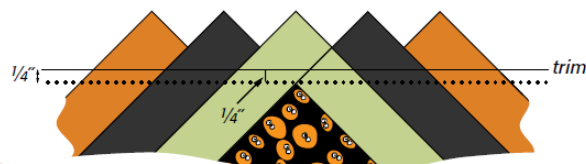
**Diagram IV**

In same manner, complete opposite end of table runner (**Diagram V**).



**Diagram V**

- 3** Referring to **Diagram VI**, trim long sides of table runner  $\frac{1}{4}$ " outside corners of pumpkin square (trimmed edges should be approximately  $7\frac{1}{4}$ " from inner point of gray squares).



**Diagram VI**

## Quilting & Finishing

- 4** Layer, baste, and quilt. Four straight lines are machine quilted in the center of the pumpkin square—2 diagonally and 1 each vertically and horizontally. The remainder of the table runner is quilted in the ditch. Bind with black/orange stripe.



## Opportunity of the Month

Thank you for participating in the drawings. We were able to collect \$54.00. We will have the usual baskets and one or two more special items due to the wonderful donations we are receiving. Thanks to those that have been so generous. The winners for October are Mary Casner, Linda Bixler, Leemary Heath, Jo Lindstrom, and Karla Seyb-Stockton. Congratulations!

We had no offerings for our free drawing this month. If you have a birthday the month of the meeting the hope is that you will contribute something as a prize. Those that have a November birthday please plan to contribute in November, and maybe those that forgot for October can bring something another time throughout the year.

I will continue to make the prize baskets as wonderful as possible, so continue to participate in the drawings. Thanks for your support!!

Sue Busch



www.paradisesewing.com

**Paradise Sewing**

12639 Poway Road  
Poway, CA 92064

**858-679-9808**

Email: jinny@paradisesewing.com

**PFAFF®**



**Husqvarna VIKING®**

**Paradise Sewing is  
conveniently located in Poway.**

**We service all sewing machines on site  
and provide for most of your sewing needs  
with a can-do spirit!**

**We have a nice selection of quilting fabrics  
for you to browse through,  
and offer a variety of sewing classes.**

**And when your sewing space is ready  
to become a studio....choose from  
Koala or Horn Sewing Furniture.**

**Stop in and see us...we love visitors!**

**COMPLETE SEWING MACHINE SERVICE  
\$20 OFF**

Please present coupon with machine.  
Expires 06/30/2017

*Ragweed Quilting*  
Computerized Longarm Quilting Service

12111 Ragweed Street  
San Diego, CA 92129

(858) 213-9169

shelly@ragweedquilting.com  
www.ragweedquilting.com

*Shelly Gragg*  
Longarm Quilter



## Liberty Quilting

Barbara Dacy  
Longarm Machine Quilting  
and other related services

Ramona, California  
Phone: 760-525-1661  
LibertyQ4U@gmail.com

## November Birthdays

BIRTHDAY	FIRST_NAME	LAST_NAME
Nov 03	CHERYL	WILSON
Nov 03	MARY	JOHNSON
Nov 05	CAROL	BELL
Nov 07	JANET	HAAS
Nov 07	PATTI	CULEA
Nov 08	ROSE MARIE	BARR
Nov 13	ANN	MORGART
Nov 13	MARY	LEWIS
Nov 14	VALERIE	GALL
Nov 17	CAROL	KAPLAN
	LOU (JEANNE)	PENNOCK
Nov 20	JUDY	COOKE
Nov 22	AMY	WAZNY
Nov 23	BARBARA	FRIEDMAN
Nov 27	DONNA	POSTER
Nov 29	SYLVIA	LOVETT
Nov 30	INDIRA	VARMA
Nov 30	JUDY	HYATT

### Colleen's Quilted Creations

Professional Longarm Quilting

*Custom Free Motion Traditional  
and Modern Quilting*

Colleen Craven

10239 Baroness Ave

San Diego, CA 92126

619.665.2265

cjcraven@san.rr.com  
colleenscreations.com

## Fat Quarters Quilt Shop



728 Civic Center Dr.

(formerly Escondido Ave)

Vista, CA 92084

760-758-8308

[www.fatquartersquiltshop.com](http://www.fatquartersquiltshop.com)

Monday thru Saturday 10:00 am – 5:30 pm

Closed on Sunday

Over 4000 bolts of the NEWEST fabrics!

Check out our 25% off Daily Sales!

Stop by and be inspired -

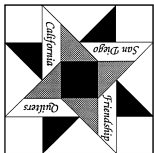
Meet your friends at Fat Quarters Quilt Shop!

Quilting the world together one stitch at a time since  
1999!





Friendship Quilters of San Diego  
P.O. Box 1174  
Poway, CA 92074-1174



Next General Meeting

**November 14, 2016**

- ☐ Name Tag
- ☐ Your Mug
- ☐ Library Books
- ☐ Items for Sharing
- ☐ [Birthday Door Prizes](#)

Doors Open for Setup 6:00pm

Tables Ready 6:30pm

Meeting Begins 7:00pm

[Please help put chairs away after the meeting](#)

Friendship Quilters of San Diego meet at  
Garden Road Elementary School  
14614 Garden Road  
Poway, CA 92064-5299

