

Patchwork Post

Friendship Quilters
of San Diego

www.friendship.quilt.to
Tom Lettington, Webmaster
Lois Russell, Editor

March 2006

Programs

Jennifer Chiaverini is the author of nine Elm Creek Quilts novels and *An Elm Creek Quilts Sampler*, as well as *Elm Creek Quilts* and *Return to Elm Creek*, two collections of quilt projects inspired by the series, and is the designer of the Elm Creek Quilts fabric lines from Red Rooster fabrics. She lives with her husband and two sons in Madison, Wisconsin.



The Elm Creek Quilts novels are a series of books written by Jennifer Chiaverini. They are published as hardcover originals by Simon & Schuster and in paperback editions by Plume. The series currently includes eight titles:

The Quilter's Apprentice (1999)
Round Robin (2000)
The Cross-Country Quilters (2001)
The Runaway Quilt (2002)
The Quilter's Legacy (2003)
The Master Quilter (2004)
The Sugar Camp Quilt (2005)
The Christmas Quilt (2005)

In most of the books, the main character is a master quilter named Sylvia Bergstrom Compson. She and her young friend Sarah McClure open a quilters' retreat at Sylvia's family estate, Elm Creek Manor. Sarah and Sylvia run the "quilt camp" with the help of their friends, the Elm Creek Quilters. Other books are historical, featuring Sylvia's ancestors and earlier residents of the Elm Creek Valley. Having Jennifer appear at our guild has generated a lot of outside interest. Please welcome all of the guests that will be coming on Monday night. Jenni-

fer's books will be for sale at the meeting but also bring your books for signing. There is **NO WORKSHOP** this month.

Submitted by Sue Mezera

Tips & Tricks

When batting has folds or creases that need to be removed, I always spray it lightly with water and throw it in the dryer for a few minutes. Sasha, from my quilt group, taught me a better method. She wets a wash cloth and throws it into the dryer with the batting. This adds just enough moisture to take out creases without leaving damp spots on the batting. Try it!

If you have a clever trick you would like to share with the guild, please email me at sidhe-magik@cox.net

Happy quilting!
Deanna Padilla



March Board meeting:

The March board meeting is Monday, March 6th @ 7:00 PM at the home of Deanna Padilla.

Please email or call our president, Debbie Keener, if you would like to discuss a topic at the meeting.

April Board meeting:

The April board meeting is Monday, April 3rd @ 7:00 PM at the home of Linda Wilcox.

President's Message

Dear Members and Friends;

I would like to thank Janice Rudgers and Loretta Harry for volunteering to co-chair the July 4th Quilt Show. This is one of our most successful community outreach opportunities and has brought in several new members in past years. Janice and Loretta will need quilts to display and volunteers to help with set-up and tear-down and to assist during the event. Please assist them in any way you can.

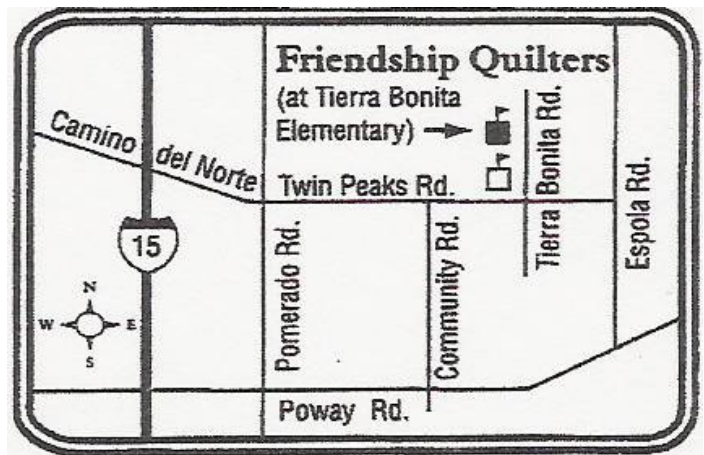
I would like to thank Shirley Vigil, Francine Nadey, Candice Dalton and Trudy Cleveland for volunteering to select the slate of candidates for the 2006-2007 guild year. As you can imagine, this is a very important undertaking and I would appreciate the support and cooperation of every member of the guild.

There are more than twenty board positions to fill each year. It is a challenge to fill them all and there are several that *must* be filled for the guild to continue to operate. When these women approach you to ask for your help, please keep an open mind as you review the open positions. They will be able to share job descriptions with you. And any of this year's board members will be happy to share their experiences as well.

Those of us who have served on the board for several consecutive years may be quite comfortable in our roles. However, new members energize and revitalize the board, which, in turn, revitalizes the guild. We welcome and encourage the addition of new members to the board to shake things up a bit. Bring your enthusiasm and new ideas and help us to improve the guild experience for everyone.

New members, have you subscribed to our guild email list? The email list provides an effective and inexpensive way to communicate relevant information to guild members. You may go to our website at <http://www.friendship.quilt.to> and subscribe near the bottom of the page.

Thank You,
Debbie Keener



Friendship Quilters Guild of San Diego is a non-profit corporation organized to educate the community and to promote interest in all forms of quilting. General Guild meetings are held on the second Monday of the month at Bonita Elementary school, Poway, CA. Annual membership is \$25.00 from June 1 to May 31 of the following year. Members who are not able to attend meetings may pay \$10 per year for a "newsletter Only" membership. Non members pay a \$5 guest fees per meeting. More information is available on the website: www.friendship.quilt.to.

Comments and articles are always welcome and may be emailed to the editor, Lois Russell at lrussel2@san.rr.com or snail-mail to The Editor, Friendship Quilters, P.O. Box 1174, Poway, CA 92064

To advertise in the Patchwork Post contact Roberta Russell at (858) 748-8167.

Articles in this newsletter may be reprinted if proper credit is given. Copyrighted artwork may not be reprinted without the written permission of the artist.

LA MESA SEW & VAC

BERNINA - NEW HOME - JANOME



ALLERGYCENTER

SALES-SERVICE-SUPPLIES
REPAIRS-CLASSES
MOST BRANDS



SEWING MACHINES - SERGERS - VACUUMS

LEANNE PETE MONIKA
JEANNE KATHY TOM G.
WALDRON BECKY
(619) 698-2972

5345 JACKSON DRIVE
LA MESA, CA 91942
(NEAR GROSSMONT CENTER)

Ways & Means

This month we will have a "Notions Night". Here's a chance to buy zippers, patterns, etc. at great prices-- (There will be fabric as well).

We had fun with our Silent Auction. The item was a cute wooden antique sewing machine picture frame. The winner was Kathy Kudrawec---we think she and her daughter were bidding against each other. We are going to do this again, and we will continue to sell tickets for the gift certificate for those who didn't have a chance to get them last month. See us for details.

Many thanks to those members who brought donations in at the February meeting.

We still have flannel available for those who might have time to make charity receiving blankets for babies. Or you might want to select a quilt top. Some need backs and batting. Would you like to make one for a future auction? There is no charge for these items--Simply sign up for them at the store, but PLEASE keep the ID number with it. When it's completed and returned to us your name will be checked off the list.

Thank You.

Our store took in \$155.85 at the last meeting.

Happy St. Patrick's Day!!!!!!!

Kathi and Reggie



Rosie's Calico Cupboard Quilt Shop
Open SEVEN Days a Week
Rosie & Vic Gonzalez
Owners
7151 El Cajon Blvd.
Suite 'F'
San Diego, CA 92115
Phone: 619-697-5758
Fax: 619-465-8298
E-mail: rozgonzalez@cox.net
Website: www.rosiescalicocupboard.com



LEAH'S FOR QUILTING
Quality, Selection & Service Since 1969
JANOME Sewing & Embroidery Machines
Quilting & Embroidery Supplies **Sylvia Cabinets** **Fabric, Books, Notions & Patterns**
Tustin & Katella
1321 E Katella, Orange 28641 Marguerite Pky, MV
714) 639-3245 (949) 364-6372
Discounts to Guild Members e-mail: lfg4quilting@usa.net
HOURS: M -F: 10- 8 SAT: 10-6 SUN 12-5

Library



No report for the library this month.



Material Possessions Quilt Shop
22600-C Lambert St., Suite 905
Lake Forest, Ca 92630
949-586-3418 fax 949-586-7125
Sewing Center 949-586-2655
www.quiltessentials.com e-mail quilt@quiltessentials.com
BERNINA®
Authorized Sales and Service Jack & Wendy Hager

Philanthropy

Calling all Quilt Philanthropists! Please set aside Friday 17 March for our annual Quilt-a-thon.

Quilt-a-thon Details!

Friday, March 17 is our annual day to devote to making quilts for charity. This year they will be donated to our wounded service members and veterans, a battered women's shelter and a home for women and children needing a new start in life.

Who? YOU

What? Bring your sewing machine, sewing notions, fabric, batting or thread to donate, AND SOMETHING TO SHARE FOR LUNCH!

Where? San Rafael Catholic Church, 17252 Bernardo Center Drive, San Diego (Rancho Bernardo)

When? Friday, 17 March, 9 a.m.-4 p.m. Come for all or part of the day. You are welcome to participate as much or as little as you can.

Why? Because you will spend the day with wonderful people doing something meaningful for the benefit of people going through some tough times. Mark your calendar. Plan on attending if you possibly can (I will be taking a day of leave to attend. I KNOW it will be worth it!)

If you can't attend the quilt-a-thon but want to participate in some way, consider donating thread, batting or fabric for quilt backs, pre-cutting and preparing binding for us, making quilt tops/blocks in advance. _If you have questions, PLEASE CALL ME! (858)486-2946.

Thank you to our placemat makers because we have another nice sized stack of placemats for our Meals on Wheels program. Keep up the good work ladies! blessings,

Karla Seyb-Stockton

Newsletter Deadline:

All submissions to the newsletter must be received no later than the Friday following the general guild meeting. This month's deadline is **March 17, 2006**

**CALICO COTTAGE**
39885 Alta Murrieta Dr. D-1
Murrieta, CA 92563
Mon.- Sat. 9 am to 5:30 pm, Sun. 10 am to 4 pm
(951) 894-2105
FABRIC, FRIENDS, FUN!

- Over 2,000 bolts
- 150+ book titles
- 250+ patterns
- Complete notions department
- Batting: rolled and packaged
- Classes for all levels

Just off the 215 or the 15: exit at Murrieta Hot Springs Rd; east to Alta Murrieta, then left. We are in the Murrieta Town Center, across from Toys R Us. We are open 7 days a week.



Tips & Tricks

Here's a great tip from Susan Axelrod that will save you time and frustration.

Susan says, "Let's face it, we all need to "unsew" now and then. A sharp seam ripper makes the job easier. On one side of the seam you need to rip out, cut every third stitch. Then pull the thread on the other side of the seam allowance. This will pull out the entire seam out very easily. Also, when it's time for a new seam ripper, think about purchasing one with a flat handle. The flat handle keeps it from rolling off the sewing table onto the floor"...

Gosh, I've been sewing forever and didn't know those little tricks! If you have a clever trick you would like to share with the guild, please email me at sidhemagik@cox.net
Happy quilting!
Deanna Padilla



Monica's Quilt & Bead Creations
77-780 Country Club Dr Ste C
Palm Desert, Ca 92211
Phone: (760) 772- 2400
E-mail: vmgonzales@aol.com
Mon-Sat 9:30-5:30 Sun 11-4
Monica A. Gonzales Proprietor

Door Prizes

Quilt safety pins with grip covers from Paul Jean Creations, won by Cris Kovacevich.
Two quilt patterns from the Calico Cat, won by Carol Giesler.
Two quilt patterns from A Quilter's Dream, won by Janice Rudgers.
Five spools 100% cotton thread from Gutermann of America, won by Pat Wolfe.
Five spools 100% cotton thread from Coats & Clark, won by Irene Kiny.
White Quilt blocks from Quilts and Kits, won by Joanne LaViolette.
Quilt ruler from The Gadget Girls, won by Lou Pennock.
Flannel fabric bundle from Fabric Traditions, won by Fran Nadey.
Scraps of Time quilt book from Whimsicals, won by Karen Durst.
Quilting software from The Electric Quilt Company, won by Judy Waite.
Six fat quarters from Classic Cottons, won by Mary Casner.
Certificate for four spools of thread, valued at \$20, from YLI Corporation, won by Mimi Byrne.
\$15 gift certificate from Material Possessions Quilt Shop, won by Anne Mazzola.
\$15 gift certificate from Material Possessions Quilt Shop, won by Wendy Mathson.
Snowman Quilt Kit from Rosie's Calico Cupboard, won by Linda Rathburn.

Submitted by Deanna Padilla



Membership


Just a few reminders about the membership renewals coming up for May and June.

The newsletter is going online as the default next year. When you complete your membership form, you will be asked if you want to receive a paper newsletter. If you do not check the box, you will not get a newsletter in the mail. Please, if you can take the newsletter as the online option, please do so.

And, if you are a Living Treasure, you need to fill out a new membership form each year. There was some confusion this year about that point and I want to avoid any problems next year.

Thank you for all of your patience this year.

Linda Wilcox
Terry Seaburg
Membership



MAIL ORDER
CLASSES
FABRIC
NOTIONS
BOOKS
PATTERNS

AMIDON QUILTWORKS

12625 DANIELSON CT., STE. 111
POWAY, CALIFORNIA 92064

858/486-0696
FAX 858/486-1618
www.amidonquiltworks.com

Want Ads

If you have a quilting related item that you would like to buy or sell, try using our newsletter want ads. For more information contact Roberta Russell, Advertising.



Pomegranate Quilts

Unique Selection of Fabrics, Patterns & Books

619 722-6907

Alpine Twin Plaza • 2710 Alpine Blvd., Suite E • Alpine, CA 91901
www.pomegranatequilts.com • quilts@pomegranatequilts.com
Mon. thru Sat. 10 - 5 • Thurs. 10 - 8

Toni McDonough

Lyn Allen

Block of the Month News

(Accidentally omitted from the February Newsletter)

I decided we'd all too busy around the holidays to sew a block of the month, so we didn't have a new set of blocks at the December meeting. However, we did have a drawing for the red and green blocks cut by Alice and Buck Polk. Evie Arend gave me her block beforehand since she couldn't attend the meeting, and her name was drawn as the winner! That's a great testimony for planning ahead. Even if you can't be there, if you get your finished block to the meeting, you can still win the blocks.

I couldn't be at the January meeting, but Mary Tabar generously stepped in at the last minute to help out that night. Thanks, Mary! The new set of blocks was cut by Jean Nagy and Terry Seaburg. They chose a pattern from Nancy Martin's "365 Quilt Blocks A Year" daily calendar called "Year's Favorite". Jean and Terry renamed it the "Crystal Clear" block, and they thought it was perfect to start out the new year. The winner of these blocks at last month's meeting was Corky Kuhlman.

Marcia McNelly collected a variety of pink and green fabrics to use in her blocks for February. Appropriately, the pattern is called "Flush of Spring", a Judy Turner design from the book "Successful Scrap Quilts from Simple Rectangles". Be sure to stop by the Block of the Month table at our next meeting to see what Donna Watt and Diane Barilotti have put together for us. Remember, it's only \$2 a kit to have a chance to win all the finished blocks.

Wendy Mathson

Great Information

Safety pins for basting are a real time saver and a much faster basting method than thread basting. Sometimes when pins are left in a quilt a long time, and they are taken out they leave a little dark spot or rust spot where they were pinned. To prevent this happening, be sure to use good quality pins. There is always more than one quality for any product.

Some people have body chemistry that causes them to be allergic to some of the metals or to cause discoloration on their skin from the different types of metal used in jewelry. This is what may be happening to make the dark spots on your quilt. In handling the pins, there is some sort of chemical reaction that causes the black spots to rub off the pin and onto the quilt.

Safety pins are constructed from wire made of either hardened brass or high carbon steel. Then they are coated with nickel or gilt. The steel wire is plated in order to strengthen it against rust and corrosion. Brass wire will not rust. The primary reason for plating brass safety pins is for their appearance only. Nickel plating gives a silver appearance and gilt plating gives it a gold appearance. You will not be able to determine whether a pin is made from brass or steel by its appearance. Brass pins may be plated in nickel for a silvery look and steel pins may be plated in gilt and have a gold appearance.

The best way to know you have quality safety pins is to purchase your pins at a reputable fabric or quilt store. Quilter's safety pins are now available with different color coatings especially for quilters. You may have to experiment with different brands to find one that does not cause the black residue to be left on the quilt. When you find a brand that you can use, keep them in a separate container. Use them only for basting quilts.

This problem does not happen just with safety pins. As a matter of fact, if you secure your quilt top with oxidized pins before stitching it, you will have dark spots all over your quilt.

In case your pins (any pins, not just safety pins) have oxidized, you can clean them with what some call "a pepper" while others call "a strawberry".

It's a small bag of emery (fine sand) that scrapes the rust off the pins. You can get it at any quilting store that carries pins.

Till next time!

Konstantin,

From an online news letter called Quilted Paradise Newsletter

20% OFF MSRP ON ANY MACHINE WITH THIS NEWSLETTER!!



Paradise Sewing
PFAFF
SEWING MACHINE SALES
SERVICE - ALL MAKES
858-679-9808

12935A Pomerado Road
Poway, CA 92064
Jinny Hoffmann-Owner

Tuesday-Friday 10A-5P
Saturday 10A-3P
Closed Sun/Mon

Treasurer's Report for Feb. 2006

Balance Forward-Cash in Checking Account as of 1/10/06	\$ 13,442.44
+ Deposits (1/11/06-2/14/06)	1,484.74
- Total Expenses/Invoices Paid (1/11/06-2/14/06)	(1,987.89)
Checking Account Total as of 2/14/06	\$ 12,939.29
Balance in Savings (CD) as of 2/2/06	13,679.49
Petty Cash Advances Outstanding	40.00
TOTAL ENDING BALANCE AS OF 2/14/06	<u>\$ 26,658.78</u>

Prepared by: Susan Axelrod, Treasurer
Feb. 14, 2006
More detailed information is available on request.

FONS & PORTER'S LOVE OF QUILTING MAGAZINE ON-GOING PROGRAM

Fons & Porter *Love of Quilting* magazine subscription program is ongoing and here's how it works:

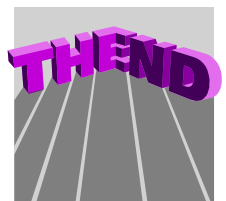
Purchase a one-year subscription (six issues) to *Love of Quilting* magazine for the discounted rate of \$20 (a savings of \$10 from the single-copy price) and the guild will receive \$5 for each subscription. This is for new and renewal subscriptions.

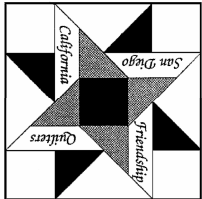
You can see me at the next guild meeting or you can send your check (payable to Friendship Quilters) to PO Box 1174, Poway, CA 92074-1174 and request a Fons and Porter's Love of Quilting subscription. Include your mailing address. If it is a subscription renewal please note this on the check. This also makes a great gift for a quilting friend.

Thanks for helping fund the guild treasury.
Susan Axelrod - Treasurer

The
CRAZY
9 Patch
QUILT SHOP
Fine Fabrics & Supplies
9:30am - 5pm Mon-Fri
10am - 5pm Sat.
1174 Main Street
Ramona, CA. 92065
760-789-4050

We're on the web!
Visit us at
<http://friendship.quilt.to>





Friendship Quilters Guild of San Diego
P.O. Box 1174
Poway, CA 92064

PRSORT STD

U.S. POSTAGE
PAID
RAMONA, CA
PERMIT NO. 150

March 2006

Patchwork Post

Next General Meeting

March 13, 2006

- ☐ Your Name Tag
- ☐ Refreshments
- ☐ Your Mug
- ☐ Library Books
- ☐ Donations for the Guild Store
- ☐ Items for Sharing

Doors Open for Set Up	6:00pm
Tables Ready	6:30pm
Meeting Begins	7:00pm

Don't forget to help put chairs away after the meeting.

**HAPPY
ST. PATTY'S
DAY**

