

Webmaster: Shelly Gragg    Newsletter Editor: Charleen Renne    Email: [FriendshipQuiltersSD@gmail.org](mailto:FriendshipQuiltersSD@gmail.org)

## President's Message

### Lectures and Workshops 2021

Timna Tarr  
January 11: Lecture

Jane Haworth  
February 8: Lecture  
February 13:  
Workshop 9:30 am

Philanthropy Night  
March 8: Learn about our  
Charities

Sheri Cifaldi-Morrill  
April 12: Lecture

Member Showcase  
May 10, 2021

End of Year Party  
June 14, 2021

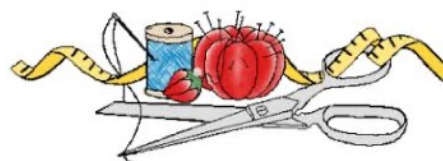
Easter has come and gone and the year is moving fast! My Zoom meetings and a few in person charity projects are filling up my schedule again and the weather has been gorgeous.

We still need to fill several positions for the board. Please consider choosing one of these positions to help keep the guild running smoothly. The current board has been a joy to work with and I appreciate every single one of you who have helped us keep it going in our Covid year. We have learned new ways of doing things on Zoom including speakers and a few workshops.

Going forward for next year may be a blended year of in person and Zoom meetings as things return to the new normal. I hope to have more information by our May Guild meeting about our new meeting place. We hope to do a meeting with the Elks club in Poway to check out the location and the specifics for meeting in person for the next guild year during the first week of May.

Again, please consider volunteering for one of the open positions before we vote at the May meeting. All the positions are great to do as a co-person to make the position easier. The open positions include President, President Elect, Secretary, Membership and Newsletter. See you at the next meeting!

Candy Mittag



## Philanthropy News

Greetings, quilting friends. I just had the best experience delivering SEVENTEEN quilts for the immigrant girls at the convention center. A few were from personal friends of mine (and my own) but I am so grateful to all of you who contributed quilts to this worthy cause! I assume they will be wanting more, since there are so many girls, so please keep them coming!

I have many quilt kits ready to be quilted. They do not require fancy free-motion quilting, if that is something that is not your forte. Simple stitch-in-the-ditch would be great.

I am sharing here the link to an old newsletter in which I gave directions for a Warm Wishes quilt. This is my "go to" pattern when I need to make one quickly. I can get the top cut out and assembled in less than three hours, i.e. a morning, and then quilted in the afternoon.

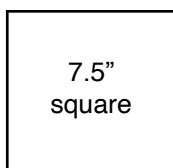
<http://friendshipquilterssd.org/wp-content/uploads/2019/10/Nov2019Newsletter.pdf>

Scroll down to the philanthropy part of the news letter for directions or look below.

I can still use a few more earth-tone squares or pastel stars in order to have enough to make the quilts. They should be 12 1/2", i.e. 12" finished. Just a square or two from each of you would be absolutely wonderful! Thank you for all you do!

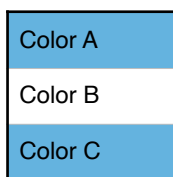
Ruth O'Neil

### Quilt Instructions - Warm Wishes



Cut 5 - 7.5" wide strips *selvage to selvage*.

Cut: 7.5 " squares out of the strips.



Cut: 5 - 2.75" strips each of Color A and Color C fabric from *selvage to selvage*.

Cut: 5 - 3" strips of Color B fabric from *selvage to selvage*.  
Sew them together as shown. Squares should be 7.5".

Sew the squares together alternating solid squares with striped squares and alternating the colors to make frames around the squares of every other row. Iron rows towards the dark fabric.

Lay the pieces out on a table or floor, making sure that the striped squares are alternated by color. Then sew the rows together. Your quilt top should look like the photo.



### About Sharing

Have you been busy finishing projects while at home? Have you worked on something new? Please send your sharing by May 7, to

[Powaymartins@gmail.com](mailto:Powaymartins@gmail.com)

Please send photos as an email attachment.



### Groups News

The English Paper Piecing Group will meet on Monday, May 3, 1-3pm on Zoom. Contact Karla Seyb-Stockton (858)883-8038



### Sewing Groups

We have a few people who have volunteered to organize some different sewing groups via Zoom for our guild members. Please contact any of the following people if you are interested in joining one or more of the groups.

Karla Seyb-Stockton - English Paper Piecing Group-

[karla.seyb.stockton@me.com](mailto:karla.seyb.stockton@me.com)

Rebecca Lighthill- Modern

Quilting- [rebecca.sdq@gmail.com](mailto:rebecca.sdq@gmail.com)

Laura Martin- Art Quilting-

[powaymartins@gmail.com](mailto:powaymartins@gmail.com)

If you would like to organize another group please contact Laura at: [powaymartins@gmail.com](mailto:powaymartins@gmail.com) with your focus and email.

Thanks,

Let's Get Together!

## Friendship Quilters of San Diego's

Upcoming programs spring 2021



### May meeting: **Member Demo Night**

This month our own members will be featured.

#### **May Is Member Demo Night!**

Guild members **Ruth O'Neil, Jerre Mayer, Iris Williams and Laura Martin** will share with us their favorite techniques, projects and organization methods for the sewing space. This is a great way to get to know these members better and pick up a few expert tips from some of our talented quilters!

#### **June: End-of-year party**

We did it! This month will be our end-of-year party. Let's celebrate our guild's staying together by adapting to Covid restrictions and embracing Zoom technology.

**July & August:** No meeting during these months.

**Editor's Note:**

A quilter from Village Quilters Guild reached out to me to place an ad in our newsletter about her sewing machine that she would like to sell. I told her that I would put her ad in our Patchwork Post for the month of May. If you are thinking of buying a machine, see below.

**For Sale**

BaByLock Altair, sewing, embroidery, IQ  
designer, patterndrawing screen.  
All accessories case included, retails for \$7999.  
Will sell for \$6,250.  
Eleanor Myrus  
[emyrus18@outlook.com](mailto:emyrus18@outlook.com)  
858-248-2758