



Patchwork Post

Website: www.friendshipquilterssd.org
 Mailing Address: P.O. Box 1174, Poway, CA 92074
 Newsletter Editor: Colleen McCune
 Webmaster: Shelly Gragg
 Email: FriendshipQuiltersInfo@gmail.com
 Facebook: Friendship Quilters Guild of San Diego
 Zelle Payments: friendshipquiltersinfo@gmail.com

May

May 3, 2024
 Sit & Sew/Philanthropy
 10:00 a.m.—3:00 p.m.

May 6, 2024
 Slow Sewing
 1:00 p.m.

May 7, 2024
 10:00 a.m.—3:00 p.m.
 Quilty Pleasures
 Creative Coop—Ramona

May 7, 2024
 6:30 p.m.
 Board Meeting

May 13, 2024
 4:00 p.m.
 Dinner With the Speaker
 Karl Strauss/4S Ranch

May 13, 2024
 6:30 p.m.
 Guild Meeting

May 14, 2024
 10:00 a.m.—4:00 p.m.
 Workshop: Wendy Matheson
 Paradise Sewing

May 15, 2024
 11:00 a.m.
 Sew Hungry
 Broken Yolk/Carmel Mtn. Ranch

May 18, 2024
 Sit & Sew/Philanthropy
 10:00 a.m.—3:00 p.m.

Meetings

Next Board Meeting:
 Tuesday, May 7, 2024, 6:30 pm
 Halcyon Realty
 14282 Danielson
 Poway, CA 92064

Guild Meeting:
 2nd Monday of the month
 (Sept—June) 6:30 pm
 Incarnation Lutheran Church
 16889 Espola Rd
 Poway CA 92064

Friendship Quilters Is Proud to Present

Wendy Mathson
Designing With Storm at Sea
May 13, 2024

Incarnation Lutheran Church
16889 Espola Road
Poway CA 92064

Doors Open at 6:00 p.m.

Meeting Starts at 6:30 p.m.

Our final program in May features Wendy Mathson and is entitled “Designing With Storm at Sea and Snail’s Trail Blocks.” Wendy is a well-known quilter, author, and template designer in San Diego.

Wendy has been quilting for around 40 years, and has been teaching for over 30. She was instrumental in founding Prayers & Squares, The Prayer Quilt Ministry in 1992, and is an active Prayer Quilter today.

Wendy designed Quilters’ TRIMplate® rulers to make the traditional Storm at Sea and Snail’s Trail blocks easier to piece. TRIMplates are trimming rulers, not templates. You trim after you sew for quick fabric cutting and greater accuracy.

At Asilomar in April, Wendy presented her program “Designing with Storm at Sea and Snail’s Trail Blocks” in Pacific Grove, California. Friendship Quilt Guild is very excited to be able to offer this program and workshop here in San Diego!

Besides quilting, Wendy is in the music ministry at Hope United Methodist Church in Rancho Bernardo as a singer, member of the flute choir, and a handbell ringer. A few years ago, Wendy and her husband “bought a house with a vineyard... or a vineyard with a house,” they are not sure which. Their two children, their spouses, and a total of four rowdy young grandsons all live in the area.

Wendy’s workshop at Paradise Sewing on May 14th, will be “Piecing Storm at Sea/Snails Trail with Wendy’s TRIMplates”. Please contact Karen Schwartz to register for this wonderful workshop. Wendy’s workshop will be the last workshop until after our summer break.



2023/2024 Board

President	Laura Martin
Vice-President	Karla Seyb-Stockton
Secretary	Sophia Browning
Treasurer	Judy Simeroth
1st VP for Programs	Karen Schwartz
2nd VP for Programs	Karla Seyb-Stockton
Membership	Loretta Stuart-Edgerton Candy Mittag

2023/2024 Committee Chairs

Banner	Cheryl Neuharth
Facebook	Gloria Mauno
Fat Quarter Exchange	Sophia Browning
Friendship Boutique	Pat Howell Schmidt
Friendship Shop (Loot Locker)	Yvonne Gagne
July 4th Quilt Show	Becky Reding
Just Get it Done	Sue Busch
Library	Nancy Kuelbs
Newsletter	Colleen McCune
Opportunity of the Month	Hope Campbell
Opportunity Quilt 23-24	Robyn Padgett
Opportunity Quilt 24-25	Marianne Tucker
Outreach	Cathy Scarpelli
Philanthropy	Sue Mezera
Philanthropy Delivery	Ruth O'Neal Candy Mittag
Photos	Pat Howell Schmidt
Quilty Pleasures	Gloria Mauno
Refreshments	Tina Broadway
Retreats	Colleen McCune Ninette Turner Marianne Tucker Crystal Simpson
Sharing	Cheryl Neuharth
Swaps	Nancy Kuelbs
Website	Shelly Gragg
Welcome Committee	Jan Krentz Carol Geisling

Table of Contents

2024/2025 Slate of Proposed Officers/Committees	4
AccuQuilt Go Cutter	11
Addresses at a Glance	23
Birthdays	6
Classified Ads	24
Fat Quarter Exchange	12
Fourth of July Quilt Show	17
Fourth of July Quilt Show Entry Form	18
Just Get It Done	11
Library	10
Membership Form	20
Membership	12
Month at a Glance	15
Nominating Committee	4
Opportunity of the Month	10
Payments are Easy	6
Philanthropy	10
Pillow Case Pattern	21-22
President's Message	3
"Quilty" Pleasures	10
Retreats and Pictures from April's Retreat	6-9
Sew Hungry.	20
Sharing Pictures from April's Meeting	13-14
Slow Sewing Group	6
Treasurer's Report.	16

Memorial Day

In the United States, Memorial Day is a federal holiday for honoring and mourning the U.S. military personnel who have died in the performance of their military duties.

It originated in the years following the Civil War and became an official federal holiday in 1971.



President's Message

Laura Martin—President

Happy May Everyone!

I always love the month of May with its warmer temperatures (but not too hot) and seeing the new blooms starting to come out. I see quilting as a process of flowers blooming. The fabric and pattern are your seeds. As you piece, applique, and embroider, you are nurturing the stem and leaves. Once you quilt and bind you see the beautiful bloom that you have created. I hope you get the chance to finish some of the plantings that you have started.

We have hit a major milestone this year! We officially have 100 members. I am very excited about this. It is fun to meet all our new members and they all have so much to contribute to make our guild better and better. Remember it is time to renew for next year. At our meeting we will be voting on our new board and next year's budget. We will also have a wonderful lecture from Wendy Mathson. This meeting will be the last time that you can take home books from our library to add to your collection at no cost. It is also the next to last chance to buy this year's Opportunity Quilt tickets. I hope that you will purchase a ticket for our June End of the Year Party. It is always a lot of fun. Please see the attached flyer in this newsletter. We also need help with our New Member Brunch for next year. Please see Jan Krentz to volunteer. Lastly, please bring in quilts for the 4th of July Quilt Show. As always we have a lot going on. I am very thankful for all the wonderful people who help out with the guild and provide so many different activities to choose from. I hope you get to stop and smell the flowers this month and turn those quilts into new blooms to enjoy.

In quilting and fun,

Laura

My Happy Place Quilt Shop

2405 Main St #4
Ramona, CA 92065

Fabric, thread,
notions and more!



Show this ad for 25% off one item!

We want our
***Happy Place to become your
Happy Place too!***

(760) 654-3060

info@myhappyplacequiltshop.com

Nominating Committee Report

Below is a list of all of the positions for Officers and Committees. The list has the current person serving and those that are open or have volunteers. Please consider chairing one of the positions, co-chairs are welcome and make sharing the job easier. We have fun and you get to know your fellow club members. Of particular importance is that the Vice President and Program Assistant positions are open and they are vital positions we need to have filled. The Program Assistant will help with the Speaker and at the workshops. Please contact Candy Mittag if you are interested in any position or have questions about what a particular position entails.

Please attend the May meeting so we can vote on new officers and approve the budget.

Status of 2024/2025 Officers and Committee Chairs

OFFICERS

OFFICE	CURRENT	NEW
President	Laura Martin	Karla Seyb-Stockton
Vice-President	Karla Seyb-Stockton	OPEN
Secretary	Sophia Browning	Sophia Browning
Treasurer	Judy Simeroth	Judy Simeroth
Programs 1	Karen Schwartz	Karla Seyb-Stockton
Programs 2	Karla Seyb-Stockton	Committee
Programs Assistant		OPEN
Membership 1	Loretta Stuart-Edgerton	Candy Mittag
Membership 2	Candy Mittag	Cheryl Neuharth

COMMITTEES

COMMITTEE	CURRENT	NEW
Opportunity Quilt	Robyn Padgett-Weingel	Marianne Tucker
Philanthropy	Sue Mezera	Sue Mezera
Just Get It Done	Sue Busch	Sue Busch
Newsletter	Colleen McCune	Colleen McCune
Opportunity of the Month	Hope Campbell	Hope Campbell
SCCQG Chair	Karla Seyb-Stockton	Candy Mittag
Library	Nancy Kuelbs	Not Needed—Library Closing
Welcome Committee	Jan Krentz	Jan Krentz
Welcome Committee 2	OPEN	OPEN
4th of July Show	Becky Redding	Becky Redding
Friendship Shop	Yvonne Gagne	OPEN
Swaps	Nancy Kuelbs	Pending
Refreshments	Tina Broadway	Tina Broadway
Quilty Pleasures Sit & Sew	Gloria Mauno	Gloria Mauno
Fat Quarter Exchange	Sophia Browning	Sophia Browning
Retreats	Colleen McCune	Colleen McCune
Facebook Page	Gloria Mauno	Gloria Mauno



JUNE END OF THE YEAR PARTY!

WHEN: TUESDAY JUNE
11TH AT 6PM

WHERE: THE HAMBURGER FACTORY IN POWAY

COST: \$25

INCLUDES: DINNER, DRINK, DESSERT, TAX, TIP, & FUN!

WE WILL BE INSTALLING THE NEW BOARD, RAFFLING
OFF OUR OPPORTUNITY QUILT, SELECTING JUST GET
IT DONE WINNERS, SOCIALIZING, AND PLAYING
GAMES (OF COURSE)!

I HOPE THAT YOU CAN JOIN US FOR THIS FUN
ANNUAL EVENT!



May Birthdays

Sue A	May 2
Susan R	May 3
Cathy S	May 9
Laura M	May 14
Eleanor M	May 18
Colleen M	May 19
Sophia B	May 19
Barbara Jean S	May 24
Swan Chung	May 28



Slow Sewing Group

First Monday of the Month

Karla Seyb-Stockton—Chairperson

The Slow Sewing Group will meet on Zoom the first Monday of the month. All are welcome, regardless of what kind of stitching you do! Contact Karla Seyb-Stockton for the Zoom link at (858)883-8038.

Our Next Meeting: Monday, May 6, 1:00 -3:00 pm Pacific Time.

Blessings,

Karla

Payments to the Guild are Easy!

Do you need to renew your Dues, pay for a Workshop, or pay for a Retreat? There are two ways to pay for anything guild related.

- Send in a check to our P.O. Box 1174, Poway, CA 92074; or
- Send money electronically (in your bank app) with ZELLE. Our Zelle address is friendshipquiltersinfo@gmail.com

Retreats

Colleen McCune—Quilt Retreat Chairperson

Our Spring Retreat was the first weekend in April and we had a wonderful time! Thank you to everyone who attended. It was great to spend the weekend with good friends and work on those projects that have been building up in the quilting room!

As always, a special thanks to my Retreat Committee! Even though a couple of our committee members were unable to attend due to health issues, they were and always are pivotal in our preparation for the retreat!

We have included many pictures from the retreat in the newsletter. Take time to check them out. We had so much fun! And, in case you missed the Spring Retreat, the good news is that we still have a few spots available for our **2024 Fall Retreat** on October 11 to October 13, 2024. It will be a wonderful opportunity to finish up those Christmas projects you will be working on!

The cost of the rooms are as follows:

Double \$412

Single \$562

I will continue to take sign-ups at our meeting or you can contact me via e-mail at colleen.sandiego@gmail.com. A \$50 deposit per retreat is due when you make your reservation. Please keep in mind that you can also make your deposit via Zelle. If you choose the Zelle option, please send me an email so I can confirm your payment. Details about how to make your payment via Zelle can be found below.

Your Retreat Committee:
Colleen McCune
Ninette Turner
Marianne Tucker
Crystal Simpson

Remember to check your calendar and see if you are able to attend the Fall Retreat. We promise a weekend of fun!



Pictures from the Spring Retreat



And More Pictures from the Spring Retreat



And Still More Pictures from the Spring Retreat!



“Quilty” Pleasures

Meets the First Tuesday of each month at the Creative Coop in Ramona.

Gloria Mauno—Quilty Pleasures Chairperson

Quilty Pleasures Sit & Sew will meet once again on Tuesday, May 7th, from 10am-3pm. The location is in The Creative Coop, 2405 Main St., Ramona. Bring your lunch, a project you're working on, and come join us for some uninterrupted sewing fun.

Hope to see you there!

Philanthropy

Meets the first Friday and Third Saturday of each Month

Sue Mezera—Philanthropy

What is Philanthropy?

Philanthropy is an idea, event, or action that is done to better humanity and usually involves some sacrifice as opposed to being done for a profit motive.

Friendship Quilter members have provided quilts, placemats, and other services to people of San Diego. The places we have donated to are Elizabeth Hospice, Project Linus, Meals on Wheels, Quilts Beyond Borders, Belmont Village, Candence Gardens, and Autism Center.

To aid this effort we are providing Sit and Sews on the First Friday of the Month and Third Saturday of the Month from 10:00 a.m. to 3:00 p.m. at:

Quilters Paradise
304 Enterprise St
Escondido, CA 92029

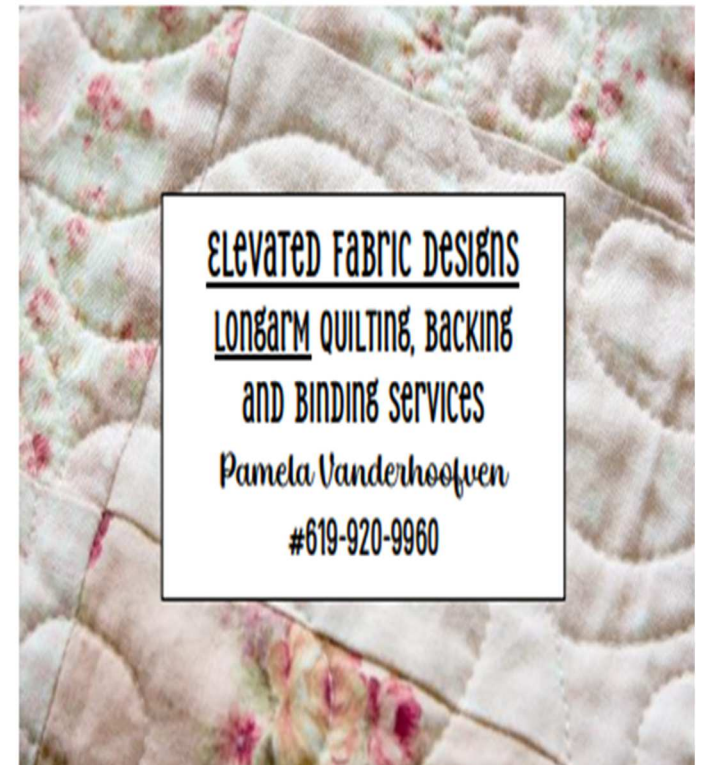
May 3rd and 18th

10 to 3

We have had a crazy year with all of the donations and support received.

To get a heads up on Pillow Cases, see pages 21 and 22 to see the pattern we are using.

Thank you to all who participate and I am looking forward to working with you!



Opportunity of the Month

Hope Campbell—Opportunity of the Month Chairperson

At the April meeting the winners of the baskets were Melinda Casteloes, Karen Maher, and Barb L. Meridith Jameson won the "lucky" basket.

The Opportunity of the Month is a great way to add fabrics to your stash. This May basket has four coordinated fabrics, each length is about 1 3/4 yards.

I look forward to seeing some of these fabrics in a quilt that you share.



Library

Nancy Kuelbs—Chairperson

We will meet again at the library table in May as we continue to disperse the library inventory to members. Donations are welcome, but not required. If you have library books at home that you wish to return, you can drop them by the table during any meeting. If you wish to keep any books that you currently have, enjoy them!

Just Get It Done!

Susan Busch—Chairperson

It has been a real pleasure to see all of your projects completed. You all are really talented and clever. Keep up the good work and finish strong, as the year is almost over. We will have our final turn-in at our May meeting, then we will have the party in June where you will be able to win lots of prizes for your great effort this year. Remember, you can still get projects in whether you made the date or not as there is a drawing for ...just get it done! So, bring all of those finished projects to May's meeting and get your tickets in the drawing. As Rosie the Riveter would say..."You can do it!"



Color Street.
Independent stylist
Tina Lewis

Manicures in minutes,
100% polish, 95% dry

E-mail: tinaszoo@sbcglobal.net Facebook: [Tina's Mani Cure VIPs](https://www.facebook.com/Tina's-Mani-Cure-VIPs)
Shop: www.ColorStreet.com/tinarlewis

Invite a Friend for a Free Visit To a Guild Meeting



AccuQuilt Go Cutter

Are you aware that the Guild has a Go-Cutter? As a Guild member, you can check out the Go-Cutter at any time. A \$50 deposit is required, but your check will be returned upon drop-off of the cutter and/or dies.

- | | |
|---------------------------|---|
| Gingham Dog #55064 | Ribbon Twist #5505 |
| Calico Cat #55065 | Clam Shell 8" #55436 |
| Baby, Baby #55037 | Equilateral Triangle 4 1/2" #55429 |
| Lullaby #55038 | Go! Baby, Baby (duck/teddy bear) 55037 |
| Feathers #55008 | Gingerbread Cookie #55862 |
| JOY #55307 | 5" square #55010 |
| Rag Square 8 1/2" #55013 | Western Medley #55227 |
| 7" Drunkard's Path #55034 | Nautical Medley #55497 |
| 2 1/2" Strip #55014 | Local Color by Bill Ker #55452 |
| 4,5,7,8" Circles #55462 | 1 1/2, 1 3/4, 2 1/4, 2 1/2" Circles 55155 |
| 10" Square #55451 | Crazy Quilt 6" #55226 |
| Daisy #55327 | Dancing Umbrella #55178 |
| Quarter Square-4" #55047 | Flying Geese 3 1/2 x 6 1/2 55456 |

To pickup the Go-Cutter and/or the dies, please contact Colleen McCune via email at colleen.sandiego@gmail.com or via phone or text at (858) 722-6079.

Get a JUMP on your holiday projects!



LONG ARM QUILTING
COMPUTERIZED & FREE HAND

WWW.THEQUILTQUEENS.COM
 QUILTQUEENS@YAHOO.COM
 NANCY (415) 244-1490
 JILL (858) 663-2599
 @THEQUILTQUEENS
 THEQUILTQUEENS

Fat Quarter Exchange

Sophia Browning—Chairperson

Our fat quarter swap for May is all about ****May Flowers**!** Let's see all your beautiful floral fabrics. Bring a fat quarter (or two, or three!) to receive an entry for each fat quarter you bring and we will raffle off the fat quarters we collect at the meeting. See you there!

Membership Report

At our last meeting, we had 44 members attending, two guests and two new members who joined us. We now have a total of 98 members with two more signing up in May to make Loretta's goal of 100 members for the year!

We have already started accepting membership renewals for the 2024-2025 year. So far, five people have renewed at the last meeting.



**SEAM
RIPPERS**
by
Turning2write
(t2w)

These seam rippers are kits from Penn State Industries and all bodies are either Alumilite resin or quality hardwoods. The resins are created by t2w some include items such as: honeycomb, pinecone, pasta, flowers, metal flake, thistle. There are currently over 120 resin colors and many different hardwoods of your choice. Metal colors are chrome and gold in either single or doubles. Other tips you can add: small scissors, wire threaders, stiletos. Contact: turning2write on Etsy (or) mshively31@gmail.com



**Sally and Jimmy Moore
with Lady Penelope,
The Duchess of El Cajon
Sew & Vac (aka "Penny")**

**We welcome you to come
and visit!**

Husqvarna

VIKING®

***El Cajon
Sew & Vac***

(619) 442-2585

**1077 Broadway
El Cajon, CA 92021**

**www.sewezr.com
help@sewezr.com**

PFAFF®

S SINGER®

Sharing from April's Meeting



More Sharing from April's Meeting!



MONTH AT A GLANCE

May 2024

Sun	Mon	Tue	Wed	Thu	Fri	Sat
			1	2	3 10:00 Sit N Sew Philanthropy	4
5	6 Slow Sewing Group 1:00 p.m.	7 10:00 Quilty Pleasures/Ramona 6:30 Board Mtg	8	9	10	11
12	13 6:30 Guild Mtg	14 Workshop with Wendy Mathson	15 11:00 Sew Hungry	16	17	18 10:00 Sit N Sew Philanthropy
19	20	21	22	23	24	25
26	27 MEMORIAL DAY	28	29	30	31	

June 2024

Sun	Mon	Tue	Wed	Thu	Fri	Sat
						1
2	3 Slow Sewing 1:00 p.m.	4 10:00 Quilty Pleasures 6:30 Board Mtg.	5	6	7 10:00 Sit N Sew Philanthropy	8
9	10	11 6:30 Guild Party at the Hamburger Factory	12	13	14	15
16	17	18	19	20	21	22 10:00 Sit N Sew Philanthropy
23 30	24	25	26	27	28	29

Treasurer's Report Period 3/1/24—3/31/24

Judy Simeroth—Treasurer

Beginning Account Balance 3/1/24	22,400.37
Net Income for 3/1/24—3/31/24	8,915.00
Net Expenses for 3/1/24 — 3/31/24	(919.23)
Ending Account Balance 4/1/24	30,396.14

INCOME

DATE	PAYMENT	DESCRIPTION	AMOUNT
3/6/24	Zelle	Retreat	412.00
3/11/24	Zelle	Retreat	362.00
3/11/24	Zelle	Fabric Sale	20.00
3/11/24	Zelle	Fabric Sale	18.00
2/20/24	Zelle	Retreat	362.00
3/19/24	Deposit	Opportunity Quilt	51.00
3/19/24	Deposit	Retreat	1910.00
3/19/24	Deposit	Membership	30.00
3/19/24	Deposit	Quilty Pleasure	75.00
3/19/24	Deposit	Fabric Sale	5711.00
TOTAL INCOME			8,915.00

EXPENSES

DATE	CHECK NO.	DESCRIPTION	AMOUNT
3/4/24	4116	J Lyon (Feb Speaker)	450.00
3/15/24	4119	C McCune (Retreat Reimb)	19.23
3/11/24	4121	Incarnation Lutheran Church	450.00
TOTAL EXPENSES			919.23



Friendship's Classified Ads

Friendship's Classified Ads are available to our members who have items they are looking to sell or rehome. As a member of Friendship Quilters of San Diego, this is the perfect place for you to list the treasures you have decided to part with. **The best news is that as a member, your listing is FREE!**

The deadline to submit an ad is the 15th of each month. This is a great way to reach your fellow quilters and find a good and loving home for the items you have decided to part with.

Please send your listings by the 15th of the month to colleen.sandiego@gmail.com and your ad will be placed in the following month's newsletter.

Old Fashioned Fourth of July Celebration

Becky Redding—Chairperson

Come one, come all, to our Friendship Quilt Show at the “Old Fashioned Fourth of July Celebration” at Templar’s Hall in Old Poway Park sponsored by the City of Poway. This is a very patriotic event, so help show our community the great contribution we make toward the “Old Fashioned Fourth of July Celebration.” We need members to assist with the show by helping set-up on July 3rd in the morning by hanging quilts, and then work the show on July 4th. After the show on July 4th, we need to take down the quilts and make sure the quilts are returned to their owners. If you are willing to help with this fun guild event, please contact Becky Redding (beckyreding@aol.com) who is chairing this event.

We will have three categories for prizes:

First and Second place for Best Patriotic;
First and Second place Viewer’s Choice; and
First and Second Place for Best Whimsical.

On the following page is the Entry Form to be enclosed with each quilt you submit. Please bring your quilt(s) along with the entry form(s) to the May guild meeting or deliver them directly to Becky’s house. Contact Becky for her address.

Please contact Becky with questions, to volunteer, or to drop off your quilt(s). This is a wonderful time for our guild to shine and bring joy to others in the community. We need you! Please look through your quilts and choose what “Patriotic,” “Whimsical,” or quilt you would like to be entered to be voted as “Viewer’s Choice.” Let’s make this a grand ol’ quilt show!

The Guild needs your help with this show. Please contact us and let us know how you can help. We need people to work shifts to sell raffle tickets, pass out voting ballots, and for other tasks. The shifts are:

- 9:30 a.m. to noon
- Noon to 2:30 p.m.
- 2:30 p.m. to 4:00 p.m.
- 4:00 p.m. to 5:30 p.m.



Friendship Quilt Guild of San Diego
4th of July Quilt Show Entry Form

Your name: _____

Address: _____

Email address: _____

Phone: _____

Name of quilt: _____

Made by: _____ Size: _____ x _____

Quilted by: _____

Techniques: (please circle) pieced, appliqu , foundation piecing, EPP, art quilt

What was your motivation to make this quilt?

The community attending the show will be voting for their favorite, best patriotic and best whimsical quilts; ribbons will be awarded to those winners. Thank you for your help and please volunteer to assist at the show!

Becky Reding

PARADISE SEWING



13242 Poway Road Poway, CA 92064 - PH: (858) 679-9808
peter@paradisesewing.com - Tues - Sat 9-5, Sun & Mon Closed

At Paradise Sewing, we're dedicated to helping you realize your creative potential through excellent customer service, sewing machine repair, and a variety of sewing products. Whether it be a beginner sewing machine or a multi-needle professional embroidery machine, Paradise Sewing has what you need! We're your one-stop-shop for Pfaff, Viking, Janome and Babylock Machines, Accessories, Embellishments, Fabric and Notions. Because we care about your sewing experience, we offer help with your sewing needs plus fun, informative classes for sewing and embroidery enthusiasts of all ages and skill levels.

Paradise Sewing and Vacuum is a fully certified service center. We give free repair estimates on all makes and models, as well as comprehensive estimates at the service bench. When your machine is at Paradise, you can breathe easy knowing that your machine is in good hands.

We also carry a full line of new and used machines. We have a wonderful selection of sewing machines starting at just \$99. We will make sure we find the perfect fit for your creative needs. You will also receive free one-on-one training for new machine purchases and free attendance at in-store group training. We will always provide warranty service on new machine purchases. We will strive to provide high-quality service for you and your precision machine.

Stop by to get the best prices in San Diego!

Sewing Machines:
Pfaff • Baby Lock
Viking • Janome
Vacuum Cleaners:
Sebo • Riccar



<p>\$40 OFF SEWING MACHINE SERVICE (limit one per customer)</p>	<p>15% ONE REGULAR PRICED ITEM (limit one per customer)</p>
--	--

MEMBERSHIP APPLICATION - FRIENDSHIP QUILTERS OF SAN DIEGO

Date _____

Name (please print) _____ New / Renewal (circle one)

Address _____ Birthday _____

City _____ State _____ Zip _____ Phone _____

E-Mail (print clearly) _____

Dues Amount: \$55.00

Via Zelle: friendshipquiltersinfo@gmail.com Or, Make check payable to: Friendship Quilters of SD and mail to:

Friendship Quilters of SD – Membership
P.O. Box 1174, Poway, CA 92074

Cash \$	_____
Check #	_____
Membership Card	_____
Input	_____

revised 5/15/2022

Sew Hungry
Third Wednesday of Each Month

We will be meeting on Wednesday May 15th at 11am at The Broken Yolk in Carmel Mountain Ranch. This will be our last Sew Hungry for this guild year. Please contact Laura to RSVP.



2023/2024 Program Schedule

End of Year Party
June 11, 2024
Cost \$25
Hamburger Factory 6:00 p.m.

Want to Place an Ad in the Newsletter?

SIZE RATE FOR A FULL YEAR Sept-June

business card	\$6 One Issue	\$50 full year
1/4 page	\$8 One Issue	\$65 full year
1/3 page	\$9 One Issue	\$70 full year
1/2	\$10 One Issue	\$75 full year

"Super Simple, No Seam" Pillowcase

If you can sew a straight line, you can make this pillowcase! In fact, with a little experience, you can make it, start to finish, in only 15-20 minutes!



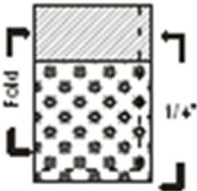

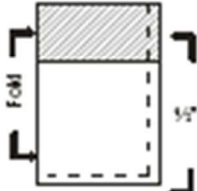
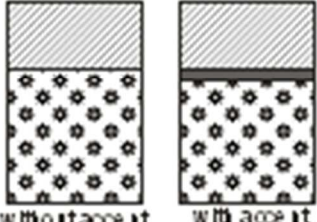
"No Seam" means the seams are not exposed giving your pillowcase a professional look. And, the pillowcase will last much longer because the seams won't fray as easily.

Pillowcases aren't just for pillows ... when making a quilt as a gift, make a pillowcase out of fabric used in the quilt and put the quilt inside the pillowcase. The pillowcase is now a delightful wrapping for the quilt!



Instructions

1.		Need $\frac{3}{4}$ yard of focus fabric. Cut piece 27" x 41".
2.		Need $\frac{1}{4}$ yard of border fabric. Cut piece 9" x 41".
3.		Optional. Need 1 $\frac{1}{2}$ " strip of accent fabric. Cut 1 $\frac{1}{2}$ " x 41".
4.		Fold accent fabric wrong sides together lengthwise. The piece will now be $\frac{3}{4}$ " x 41".
5.		Place the border fabric with the right side up on a flat surface. Use a glue pen to place glue on the top of the long side of the border fabric.
6.		Optional: Glue the accent piece to the border fabric. Then place glue on the accent piece to attach the focus fabric in step 7.
7.		Place the right side of the focus fabric to the right side of the border along the end with the glue. Press them together to stick.
8.		Roll up the focus fabric so that it fits inside the border fabric.
9.		Use a glue pen to place glue on the top of the long side of the focus fabric.
10.		Take the bottom end of the border fabric and bring it to the glued end to create a tube. Press together so that it sticks.

11.		Sew $\frac{1}{4}$ " along the glue end to create the tube.
12.		Reach in and pull the focus fabric out of one side of the tube. Press flat.
13.		Fold wrong side together. Trim non-folded side to make even and sew $\frac{1}{4}$ " around as shown.
14.		Reach in and pull the pillowcase so that it is wrong side out. Right sides are together. Press
15.		Sew $\frac{1}{2}$ " around as shown.
16.		Reach in and pull the pillowcase so that it is right side out. ENJOY!

Addresses at a Glance

MEETING LOCATION

Incarnation Lutheran Church
16889 Espola Road
Poway CA 92064
858-487-2225
Website: godamongus.us

SPEAKER DINNER LOCATION

Karl Strauss Brewery
10448 Reserve Dr.
San Diego CA 92127
(858) 376-2739
Website: karlstrauss.com

WORKSHOP LOCATION

Paradise Sewing
13242 Poway Road
Poway CA 92064
858-679-9808
Website: paradisesewing.com

PHILANTHROPY SIT & SEW

Quilters Paradise
304 Enterprise St.
Escondido CA 92029
760-738-9677
Website: quiltersparadisesc.com

PARTY LOCATION

Hamburger Factory
14122 Midland Road
Poway CA 92064
858-486-4575
Website: hamburgerfactory.com

“QUILTY” PLEASURES

My Happy Place Quilt Shop
2405 Main Street #4
Ramona CA 92065
760-654-3060
Website: info@myhappyplacequiltshop.com

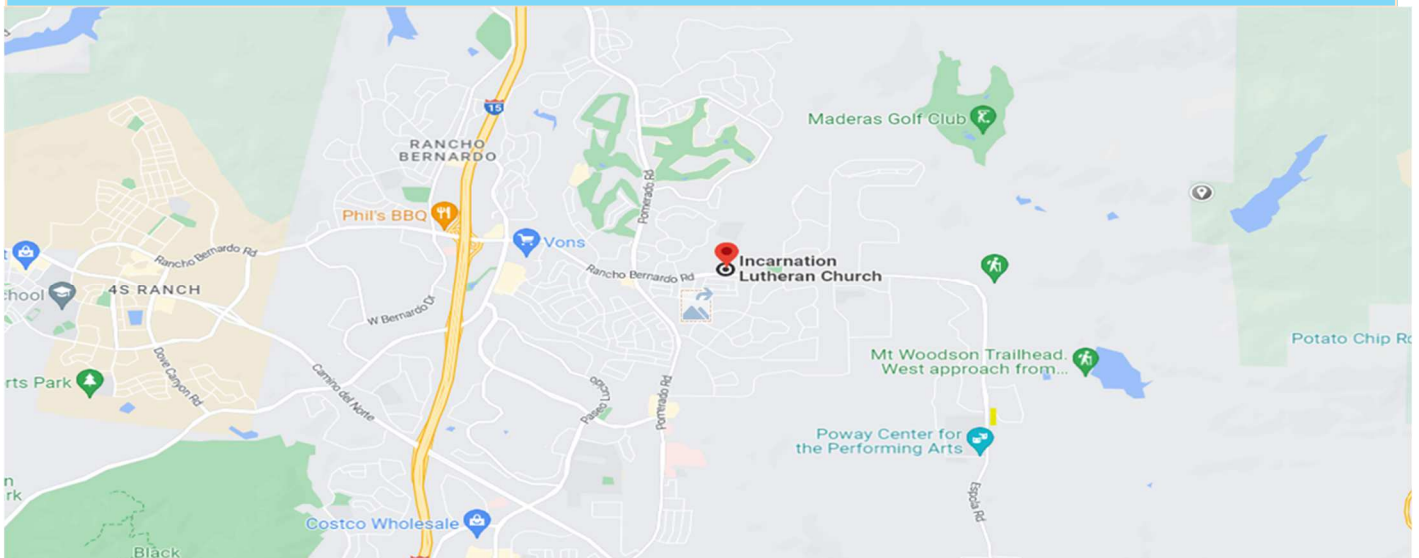
BOARD MEETINGS

Halycon Realty
14282 Danielson
Poway CA 92064
858-243-5304
Website: halyconca.com


SEW HUNGRY

Broken Yolk
11630 Carmel Mountain Rd.
San Diego, CA 92128

Friendship Quilters of San Diego Meets at *Incarnation Lutheran Church* *16889 Espola Rd.*



Friendship's Classified Ads



Quilt keeper with glass dome custom made by Amish in Indiana. Cherry wood. Has two rods for hanging quilts. Dimensions: 39 1/2"H x 32"W x 15 1/2" D \$150 j2weber73@roadrunner.com



Antique crazy quilt made with satin like fabric. Fair condition. Approximately 70" x 64" \$25.00 j2weber73@roadrunner.com



Antique crazy quilt made with woolen fabric; Flour sack backing. unfinished edges. Approximately 70" x 80" j2weber73@roadrunner.com

Submit your ad to the Editor

colleen.sandiego@gmail.com

by the 15th of the month for inclusion in the
following month's newsletter!

**THIS AD IS FREE TO ALL MEMBERS OF
FRIENDSHIP QUILT GUILD!**